



# 2021 FUEL CONSUMPTION GUIDE

<b>Canada</b>		<b>ENERGUIDE</b>		<b>Gasoline Vehicle</b> <b>Véhicule à essence</b>
<b>Fuel Consumption / Consommation de carburant</b>			<b>Annual fuel COST</b> for an annual distance of 20,000 km, and an average fuel price of \$1.09 per litre	
<b>9.0</b> combined/combinée	<b>L/100 km</b>	<b>10.7</b> city ville	<b>7.4</b> highway route	<b>\$ 1 962</b>
<b>31</b> mi/gal				<b>Coût annuel en carburant</b> pour une distance annuelle de 20 000 km, et un prix moyen du carburant de 1,09 \$ par litre
<b>Small SUVs range from / Les petits VUS font entre</b> <b>7.4 – 14.4 L/100 km</b> <small>L is gasoline litre equivalent. L, signifie litre équivalent d'essence</small>	<b>Carbon Dioxide Rating / Indice de dioxyde de carbone</b>		<b>Smog Rating / Indice de Smog</b>	
	Tailpipe emissions only / Émissions du tuyau d'échappement seulement			
<small>Estimates are based on Government of Canada approved criteria and testing methods. Vehicle's actual fuel consumption will vary.</small>	<small>Estimations établies selon des méthodes d'essai et des critères approuvés par le gouvernement du Canada. La consommation de carburant réelle du véhicule variera.</small>			
For more information visit <b>vehicles.nrcan.gc.ca</b>	Pour plus d'information visitez <b>vehicules.nrcan.gc.ca</b>			

## Contents

Introduction	1
Fuel consumption testing	1
Understanding fuel consumption ratings	2
EnerGuide label for vehicles	2
Choosing the right vehicle	3
Fuel-efficient driving	4
Most fuel-efficient vehicles	4
Fuel consumption ratings search tool	4
Understanding the tables	5
Vehicle tables	
A. Cars	
B. Vans	
C. Pickup trucks	
D. Sport utility vehicles (SUVs)	
E. Plug-in hybrid electric vehicles	
F. Battery-electric vehicles	

## Introduction

The 2021 Fuel Consumption Guide gives information about the fuel consumption of 2021 model year light-duty vehicles. You can use this information to compare vehicles as you shop for the most fuel-efficient vehicle that meets your everyday needs.

Remember as you shop that fuel is an expense you will be paying for a long time. If you buy a fuel-efficient vehicle, drive it in fuel-efficient ways and follow the manufacturer's maintenance recommendations, you'll save money for years to come – even more if fuel prices rise.

### Your vehicle choice affects the environment

The more fuel your vehicle burns, the more greenhouse gases it produces, mostly in the form of carbon dioxide, or CO<sub>2</sub>. For every litre of gasoline your vehicle uses, it generates about 2.3 kilograms (kg) of CO<sub>2</sub>. Although not directly harmful to our health, CO<sub>2</sub> emissions contribute to climate change.

### Fuel consumption testing

It would be difficult to drive every model of new vehicle on the road to measure fuel consumption. And it would be impossible to get repeatable results that way because so many factors – road conditions and weather, to name just two – can affect a vehicle's performance.

That's why vehicle manufacturers use standard, controlled laboratory testing and analytical procedures to generate the fuel consumption data that appear in this guide, in the [fuel consumption ratings search tool](#) and on the EnerGuide label for vehicles.

Environment and Climate Change Canada collects the data from vehicle manufacturers. Natural Resources Canada (NRCan) puts the data and other information together to publish the Fuel Consumption Guide.

### Improved testing

Before model year 2015, manufacturers used the 2-cycle testing procedure, which tested vehicles under simulated city and highway conditions to find out how much fuel they use.

Manufacturers now use the **5-cycle testing** procedure. The improved procedure tests for city and highway conditions as well as operating a vehicle in cold weather, the use of air conditioners, and driving at higher speeds with more rapid acceleration and braking.

5-cycle testing produces fuel consumption ratings that are more representative of a vehicle's on-road fuel consumption.

### How 5-cycle testing works

A vehicle is driven about 6,000 km before testing. Then the test vehicle is placed on a machine called a chassis dynamometer, which is like a treadmill for vehicles. The dynamometer is adjusted for things like the weight and aerodynamics of the specific vehicle. A driver runs the vehicle through standard driving cycles that simulate trips in the city and on the highway.

City and highway fuel consumption ratings come from the emissions generated during the five laboratory driving cycles.

For [detailed test information](#), visit [vehicles.gc.ca](http://vehicles.gc.ca).

### Not all vehicles are tested

Vehicle manufacturers are not required to submit fuel consumption data for:

- sport utility vehicles (SUVs) and passenger vans with a gross vehicle weight rating (GVWR) of more than 4,536 kg (10,000 lb.) – GVWR is the weight of the vehicle plus maximum carrying capacity (passengers and cargo)
- other vehicles with a GVWR of more than 3,856 kg (8,500 lb.) or a curb weight of more than 2,722 kg (6,000 lb.) – curb weight is the weight of the vehicle without passengers and cargo

Vehicles that exceed these limits are not tested, so their fuel consumption ratings do not appear in this guide, the [fuel consumption ratings search tool](#) or on the EnerGuide label.

## Understanding fuel consumption ratings

Fuel consumption ratings give consumers reliable information about the relative fuel efficiency of vehicles. You can use this information to compare the fuel consumption of different models and then choose the most fuel-efficient vehicle that meets your everyday needs.

Use this guide or the [fuel consumption ratings search tool](#) to compare the fuel consumption information of different models. The vehicle with the best fuel consumption ratings and lowest estimated annual fuel cost can save you fuel and money for years.

Remember, the lower the litres per 100 kilometres (L/100 km) rating, the better the fuel consumption. And the higher the miles per gallon (mpg) rating, the better the fuel use.

### Your fuel consumption will vary

Fuel consumption ratings show the fuel consumption that may be achieved if you drive in fuel-efficient ways and properly maintain your vehicle. The ratings help you compare the fuel consumption of different vehicles. However, it is impossible for a laboratory test to simulate all conditions that drivers may experience.

Your vehicle's fuel consumption will vary from its published fuel consumption ratings, depending on how, where and when you drive.

The following factors will affect the fuel consumption of your vehicle:

- How you accelerate
- How fast you drive
- The age and condition of your vehicle
- Temperature and weather
- Traffic and road conditions
- Using air conditioning and other powered accessories
- Using all-wheel and four-wheel drive

Also, there may be fuel consumption differences in the same make and model because of small variations in vehicle manufacturing. And some vehicles do not get their best fuel consumption until they have been driven

for about 6,000 to 10,000 km.

To watch our [video about factors that affect fuel efficiency](#), visit [vehicles.gc.ca](#).

**Published ratings are a useful tool** for comparing vehicles before you buy. But keep in mind that they're based on standard tests and **may not accurately predict the fuel consumption you will get on the road.**

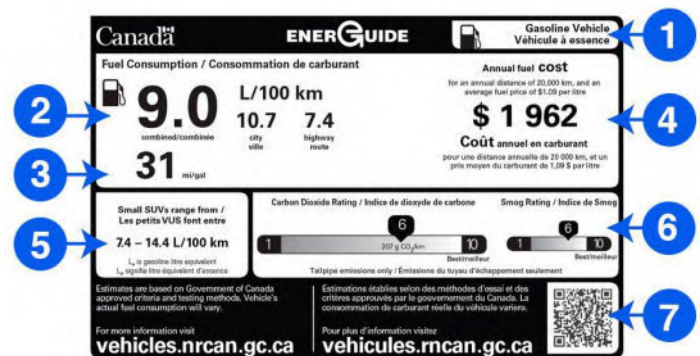
## EnerGuide label for vehicles

The EnerGuide label gives model-specific fuel consumption information for new light-duty vehicles available for sale in Canada. This includes passenger cars, vans, pickup trucks and SUVs.

Using EnerGuide labels, you can make comparisons between vehicles and find the most fuel-efficient one that meets your everyday needs.

EnerGuide labels should remain on new vehicles until they are sold. If a new vehicle has no label, ask the dealer to give you the manufacturer's fuel consumption information for the vehicle.

Here is a sample label for a gasoline vehicle – slightly different labels appear on vehicles that use other types of fuel.



1. **Vehicle technology and fuel** – The text and related icon identify the type of fuel used by the vehicle.
2. **Fuel consumption** – This is a prominent combined fuel consumption rating and separate city and highway fuel consumption ratings in L/100 km. The combined rating reflects 55% city and 45% highway driving.
3. **Fuel economy** – Here, the combined rating is expressed in miles per imperial gallon (mi/gal).
4. **Annual fuel cost** – This is an estimate based on the combined fuel consumption rating, 20,000 km driven and the fuel price indicated.
5. **Vehicle class range** – This shows the best and worst



combined fuel consumption ratings of vehicles in the same class.

6. **CO<sub>2</sub> and smog ratings** – Here are the vehicle’s tailpipe emissions of CO<sub>2</sub> and smog-forming pollutants rated on a scale from 1 (worst) to 10 (best). The CO<sub>2</sub> emissions, in grams per kilometre driven, are shown on the CO<sub>2</sub> bar.
7. **QR code** - The quick-response code links smartphone users to the [fuel consumption ratings search tool](#).

## Choosing the right vehicle

There are many things to consider when you buy a new vehicle: price, comfort, styling, environmental factors and more. Choosing the most fuel-efficient vehicle that meets your everyday needs can save you money and help the environment.

It’s worth putting some time into your choice. Fuel consumption can range from less than 2.0 gasoline litres equivalent per 100 km (L<sub>e</sub>/100 km) for a battery-electric vehicle to more than 20.0 L/100 km for a large SUV.

So driving 20,000 km a year can cost from less than \$500 to more than \$4,000. Meanwhile, CO<sub>2</sub> emissions can range from 0 to more than 9 tonnes, depending on the vehicle you buy.

### Consider your powertrain

A vehicle’s powertrain is made up of the components – such as the engine, transmission, drive shaft, suspension and the wheels – that make a vehicle go. Today, you can choose from a wide range of powertrains.

**Hybrid-electric vehicles**, or hybrids, use both a conventional internal combustion engine and an electric motor, which is more energy efficient than a conventional powertrain, especially in city driving. Hybrids have battery packs that are charged with electricity generated by the vehicle. They can’t be plugged in to recharge. When hybrids are operating in electric-only mode, they emit no CO<sub>2</sub> or other emissions. The typical hybrid offers fuel savings and CO<sub>2</sub> reductions of 20 to 40% over gasoline-only vehicles.

To watch our [video about hybrid-electric vehicles](#), visit [vehicles.gc.ca](#).

**Electric vehicles** reduce greenhouse gas emissions and can significantly reduce your fuel costs. There are two types of electric vehicles on the market – plug-in hybrid electric and battery-electric – and each has its benefits.

- **Plug-in hybrid electric vehicles (PHEV)** are hybrids that have high-capacity batteries that can be recharged by plugging them in. When operating in electric-only mode, PHEVs produce no tailpipe emissions.

To watch our [video about plug-in hybrid electric vehicles](#), visit [vehicles.gc.ca](#).

- **Battery-electric vehicles (BEV)** use electric motors that draw electricity from on-board rechargeable batteries. They are the most fuel-efficient vehicles available, with an average combined consumption rating of 2.3 L<sub>e</sub>/100 km. BEVs produce no tailpipe emissions.

To watch our [video about battery-electric vehicles](#), visit [vehicles.gc.ca](#).

Electric-drive motors are much more efficient than combustion engines and drivetrains. The efficiency of energy conversion from on-board storage to turning the wheels is nearly five times greater for electricity than gasoline, at approximately 76% and 16%, respectively.

Electric vehicles also increase a vehicle’s efficiency by using regenerative braking technology to recover energy that would otherwise have been lost.

PHEVs and BEVs can be recharged from a charging station that uses standard 240-volt electrical power (the kind used for stoves and clothes dryers in most homes). Most can be recharged from a 110-volt service, although charging time will be significantly longer.

### Technology and other vehicle variables

Canada’s greenhouse gas emission standards are becoming more stringent, and vehicle manufacturers have responded with a wide range of engineering advancements. These features can save you money and reduce your impact on the environment.

A **cylinder deactivation system (CDS)** in a 6- or 8-cylinder engine shuts down half of the cylinders when only a small amount of the engine’s power is needed. A CDS can lower fuel consumption by 4 to 10%.

**Turbochargers** force air into an engine’s cylinders – unlike a standard engine, which draws air in at atmospheric pressure. This means that a smaller, turbocharged engine can produce the same power as a larger standard engine – and can lower fuel consumption by 2 to 6%.

**Variable valve timing (VVT)** and lift systems adjust the timing of the engine valves to improve efficiency over a wide range of engine operating speeds. That leads to

better operation of the engine and a 1 to 6% reduction in fuel consumption.

**Idle stop-start systems** lower fuel consumption and exhaust emissions by turning off the engine when the vehicle is idling and during deceleration at low speeds. Idle stop-start technology can lower your fuel consumption during city driving by 4 to 10% or more.

**Direct fuel injection** increases your engine's combustion efficiency because of a higher level of precision over the amount of fuel injected into the cylinder, the timing of the injection and the spray pattern. Direct injection can lower fuel consumption by 1 to 3%.

If you shop smart, you can save fuel – and money – for years to come. Find more information about [factors that affect fuel efficiency](#) and [tips for buying a fuel-efficient vehicle](#) at [vehicles.gc.ca](https://www.vehicles.gc.ca).

## Fuel-efficient driving

---

Fuel-efficient driving can save you hundreds of dollars in fuel each year, improve road safety and prevent wear on your vehicle.

Adopt these 5 fuel-efficient driving techniques to lower your vehicle's fuel consumption and CO<sub>2</sub> emissions by as much as 25%:

### 1. Accelerate gently

The harder you accelerate the more fuel you use. In the city, you can use less fuel by easing onto the accelerator pedal gently. To be as fuel-efficient as possible, take 5 seconds to accelerate your vehicle up to 20 kilometres per hour from a stop.

### 2. Maintain a steady speed

When your speed dips and bursts, you use more fuel, and spend more money, than you need to. Tests have shown that varying your speed up and down between 75 and 85 km per hour every 18 seconds can increase your fuel use by 20%.

### 3. Anticipate traffic

Look ahead while you're driving to see what is coming up. And keep a comfortable distance between your vehicle and the one in front of you. By looking closely at what pedestrians and other cars are doing, and imagining what they'll do next, you can keep your speed as steady as possible and use less fuel. It's also safer to drive this way.

### 4. Avoid high speeds

Keep to the speed limit and save on fuel! Most cars, vans, pickup trucks and SUVs are most fuel-efficient when they're travelling between 50 and 80 km per hour. Above this speed zone, vehicles use increasingly more fuel the faster they go.

### 5. Coast to decelerate

Every time you use your brakes, you waste your forward momentum. By looking ahead at how traffic is behaving, you can often see well in advance when it's time to slow down. You will conserve fuel and save money by taking your foot off the accelerator and coasting to slow down instead of using your brakes.

See [more ways to use less fuel](#) at [vehicles.gc.ca](https://www.vehicles.gc.ca).

## Most fuel-efficient vehicles

---

NRCan recognizes the most fuel-efficient new light-duty vehicles sold in Canada. Best-in-class vehicles have the lowest combined fuel consumption rating, based on 55% city and 45% highway driving.

For each class, the most fuel-efficient conventional vehicle and the most efficient electric vehicle (where applicable) are recognized.

To see the [most fuel-efficient vehicles for model year 2021](#), visit [vehicles.gc.ca](https://www.vehicles.gc.ca).

## Fuel consumption ratings search tool

---

Use the [fuel consumption ratings search tool](#) at [vehicles.gc.ca](https://www.vehicles.gc.ca) to compare the fuel consumption information of new and older models to find the most fuel-efficient vehicle that meets your everyday needs.

## Understanding the tables

### Model

**AWD** = All-wheel drive – vehicle designed to operate with all wheels powered

**4WD/4X4** = Four-wheel drive – vehicle designed to operate with either two wheels or four wheels powered

**FFV** = Flexible-fuel vehicle – vehicle designed to operate on gasoline and ethanol blends of up to 85% ethanol

**SWB** = Short wheelbase; **LWB** = Long wheelbase; **EWB** = Extended wheelbase

### Class

Cars	
Vehicle class	Interior volume
Two-seater (T)	n/a
Minicompact (I)	less than 2,405 L (85 cu. ft.)
Subcompact (S)	2,405–2,830 L (85–99 cu. ft.)
Compact (C)	2,830–3,115 L (100–109 cu. ft.)
Mid-size (M)	3,115–3,400 L (110–119 cu. ft.)
Full-size (L)	3,400 L (120 cu. ft.) or more
Station wagon	
Small (WS)	less than 3,680 L (130 cu. ft.)
Mid-size (WM)	3,680–4,530 L (130–159 cu. ft.)

Light trucks	
Vehicle class	Gross vehicle weight rating
Pickup truck	
Small (PS)	less than 2,722 kg (6,000 lb.)
Standard (PL)	2,722–3,856 kg (6,000–8,500 lb.)
Sport utility vehicle	
Small (US)	less than 2,722 kg (6,000 lb.)
Standard (UL)	2,722–4,536 kg (6,000–10,000 lb.)
Minivan (V)	less than 3,856 kg (8,500 lb.)
Van	
Cargo (VC)	less than 3,856 kg (8,500 lb.)
Passenger (VP)	less than 4,536 kg (10,000 lb.)
Special purpose vehicle (SP)	less than 3,856 kg (8,500 lb.)

### Engine size/Motor/Cylinders

Total displacement of all cylinders (in litres [L]); electric motor peak power output (in kilowatts [kW]); number of engine cylinders

### Transmission

**A** = automatic; **AM** = automated manual; **AS** = automatic with select shift; **AV** = continuously variable; **M** = manual; number of gears/speeds (1–10)

### Fuel type

**X** = regular gasoline; **Z** = premium gasoline; **D** = diesel; **E** = E85; **B** = electricity; **N** = natural gas

### Fuel consumption

Fuel consumption ratings are shown in litres per 100 kilometres (L/100 km). To compare fuel economy ratings expressed in miles per imperial gallon (mpg) or in miles per U.S. gallon (mpg U.S.), use our [fuel consumption ratings search tool](#).

**City rating** – represents urban driving in stop-and-go traffic

**Highway rating** – represents a mix of open highway and rural road driving, typical of longer trips

**Combined rating** – reflects 55% city driving and 45% highway driving

The combined rating is calculated using city and highway values that are later rounded for publication. Consequently, vehicles with identical published city and highway ratings may not have identical combined ratings because of the rounding process.

For FFVs, consumption values are provided for both gasoline and E85. For plug-in hybrid electric vehicles (PHEVs), values are provided for electric-only or blended electric and gasoline mode, and for gasoline-only operation.

To help you compare vehicles that use electricity, a conversion factor is used to convert electrical energy consumption values, expressed in kilowatt hours per 100 kilometres (kWh/100 km), into gasoline litres equivalent per 100 kilometres (Le/100 km). One litre of gasoline contains the energy equivalent to 8.9 kWh of electricity.

### Annual fuel cost

Estimated annual fuel cost is based on the combined rating, a driving distance of 20,000 km and forecast prices of \$1.25/L for regular gasoline, \$1.40/L for premium gasoline, \$1.20/L for diesel fuel and \$0.13/kWh for electricity. Pricing for E85 is not provided.

For PHEVs, annual fuel cost values reflect a mix of electric mode and gasoline-only operation.

### CO<sub>2</sub> emissions

The vehicle's tailpipe emissions of carbon dioxide are shown in grams per kilometre (g/km) for combined city and highway driving. For PHEVs, CO<sub>2</sub> emissions values reflect a mix of electric mode and gasoline-only operation.

## CO<sub>2</sub> rating

The vehicle's tailpipe emissions of carbon dioxide are rated on a scale from 1 (worst) to 10 (best).

## Smog rating

The vehicle's tailpipe emissions of smog-forming pollutants are rated on a scale from 1 (worst) to 10 (best).

## Range

For PHEVs and battery-electric vehicles (BEVs), range is the estimated driving distance (in kilometres) on a fully charged battery or full tank of fuel.

## Recharge time

For PHEVs and BEVs, recharge time is the estimated time (in hours) to fully recharge the battery at 240 volts.

### Converting to miles per gallon

To convert between L/100 km and mpg, use the following formulas:

$$\text{mpg} = 282.48 \div \text{L}/100 \text{ km} \quad \text{L}/100 \text{ km} = 282.48 \div \text{mpg}$$

$$4.546 \text{ L} = 1 \text{ imperial gallon} = 1.2 \text{ U.S. gallons}$$


To convert between L/100 km and mpg (U.S.), use the following formulas:

$$\text{mpg (U.S.)} = 235.21 \div \text{L}/100 \text{ km} \quad \text{L}/100 \text{ km} = 235.21 \div \text{mpg (U.S.)}$$


$$3.785 \text{ L} = 1 \text{ U.S. gallon}$$


<b>L/100 km</b>	2.0	3.0	4.0	5.0	6.0	7.0	8.0	9.0	10.0	11.0	12.0
<b>mpg</b>	141	94	71	56	47	40	35	31	28	26	24
<b>mpg (U.S.)</b>	118	78	59	47	39	34	29	26	24	21	20


**Note:** Many vehicles now have an onboard trip computer that can display on-road fuel use. In addition to fuel consumption values displayed in L/100 km, fuel economy values are usually displayed in **mpg (U.S.)**.


A		CARS												
		MAKE MODEL	CLASS	ENGINE SIZE (L)	CYLINDERS	TRANSMISSION	FUEL TYPE	CONSUMPTION (L/100 km)			\$ PER YEAR	CO <sub>2</sub> EMISSIONS (g/km)	CO <sub>2</sub> RATING	SMOG RATING
								CITY	HIGHWAY	COMBINED				
<b>Acura</b>														
ILX	C	2.4	4	AM8	Z	9.9	7.0	8.6	\$2,408	199	6	3		
NSX	T	3.5	6	AM9	Z	11.1	10.8	11.0	\$3,080	256	4	3		
TLX SH-AWD	C	2.0	4	AS10	Z	11.2	8.0	9.8	\$2,744	230	5	7		
TLX SH-AWD A-SPEC	C	2.0	4	AS10	Z	11.3	8.1	9.8	\$2,744	231	5	7		
<b>Alfa Romeo</b>														
Giulia	M	2.0	4	A8	Z	10.0	7.2	8.7	\$2,436	205	6	3		
Giulia AWD	M	2.0	4	A8	Z	10.5	7.7	9.2	\$2,576	217	5	3		
Giulia Quadrifoglio	M	2.9	6	A8	Z	13.5	9.3	11.6	\$3,248	271	4	3		
<b>Aston Martin</b>														
DB11 V8	I	4.0	8	A8	Z	13.0	9.8	11.5	\$3,220	271	4	3		
DB11 AMR	I	5.2	12	A8	Z	15.5	10.6	13.3	\$3,724	312	3	3		
DBS Superleggera	I	5.2	12	A8	Z	16.4	10.7	13.8	\$3,864	324	3	3		
Vantage V8	T	4.0	8	A8	Z	13.1	9.6	11.5	\$3,220	270	4	3		
Vantage V8	T	4.0	8	M7	Z	16.7	11.2	14.2	\$3,976	333	3	3		
<b>Audi</b>														
A4 Sedan 40 TFSI quattro	C	2.0	4	AM7	Z	9.3	7.0	8.3	\$2,324	194	6	5		
A4 Sedan 45 TFSI quattro	C	2.0	4	AM7	Z	9.8	7.6	8.8	\$2,464	205	6	5		
A4 allroad 45 TFSI quattro	WS	2.0	4	AM7	Z	9.8	7.9	8.9	\$2,492	208	6	5		
A5 Cabriolet 45 TFSI quattro	S	2.0	4	AM7	Z	10.4	7.5	9.1	\$2,548	212	5	5		
A5 Coupe 45 TFSI quattro	S	2.0	4	AM7	Z	9.8	7.6	8.8	\$2,464	205	6	5		
A5 Sportback 45 TFSI quattro	M	2.0	4	AM7	Z	9.8	7.6	8.8	\$2,464	205	6	5		
A6 Sedan 45 TFSI quattro	M	2.0	4	AM7	Z	10.3	7.8	9.2	\$2,576	214	5	5		
A6 Sedan 55 TFSI quattro	M	3.0	6	AM7	Z	10.9	8.2	9.7	\$2,716	227	5	5		
A6 allroad 55 TFSI quattro	WM	3.0	6	AM7	Z	11.8	9.1	10.6	\$2,968	247	4	5		
A7 Sportback 55 TFSI quattro	M	3.0	6	AM7	Z	10.9	8.2	9.7	\$2,716	227	5	5		
A8 L Sedan 55 TFSI quattro	L	3.0	6	AS8	Z	13.5	8.9	11.5	\$3,220	267	4	5		
A8 L Sedan 60 TFSI quattro	L	4.0	8	AS8	Z	15.4	10.4	13.2	\$3,696	308	3	3		
R8 Coupe	T	5.2	10	AM7	Z	17.2	10.2	14.1	\$3,948	329	3	1		
R8 Coupe quattro	T	5.2	10	AM7	Z	17.6	12.0	15.1	\$4,228	353	2	1		
R8 Spyder	T	5.2	10	AM7	Z	17.2	10.2	14.1	\$3,948	329	3	1		
R8 Spyder quattro	T	5.2	10	AM7	Z	17.6	12.0	15.1	\$4,228	353	2	1		
RS 5 Coupe quattro	S	2.9	6	AS8	Z	13.1	9.5	11.5	\$3,220	269	4	5		
RS 5 Sportback quattro	M	2.9	6	AS8	Z	13.1	9.3	11.4	\$3,192	266	4	5		
RS 6 Avant quattro	WM	4.0	8	AS8	Z	16.1	10.7	13.7	\$3,836	319	3	3		
RS 7 Sportback quattro	M	4.0	8	AS8	Z	16.0	10.5	13.5	\$3,780	315	3	3		
S4 Sedan quattro	C	3.0	6	AS8	Z	11.5	8.5	10.1	\$2,828	237	5	5		




A		CARS												
		MAKE MODEL	CLASS	ENGINE SIZE (L)	CYLINDERS	TRANSMISSION	FUEL TYPE	CONSUMPTION (L/100 km)			\$ PER YEAR	CO <sub>2</sub> EMISSIONS (g/km)	CO <sub>2</sub> RATING	SMOG RATING
								CITY	HIGHWAY	COMBINED				
S5 Cabriolet quattro	S	3.0	6	AS8	Z	11.7	8.9	10.5	\$2,940	244	5	5		
S5 Coupe quattro	S	3.0	6	AS8	Z	11.5	8.5	10.1	\$2,828	237	5	5		
S5 Sportback quattro	M	3.0	6	AS8	Z	11.5	8.5	10.1	\$2,828	237	5	5		
S6 Sedan quattro	M	2.9	6	AS8	Z	12.9	8.5	10.9	\$3,052	255	4	5		
S7 Sportback quattro	M	2.9	6	AS8	Z	12.9	8.5	10.9	\$3,052	255	4	5		
S8 Sedan quattro	L	4.0	8	AS8	Z	17.6	10.7	14.5	\$4,060	339	2	3		
TT Coupe 45 TFSI quattro	S	2.0	4	AM7	X	10.4	7.8	9.2	\$2,300	216	5	7		
TT Roadster 45 TFSI quattro	T	2.0	4	AM7	X	10.4	7.8	9.2	\$2,300	216	5	7		
TT RS Coupe quattro	S	2.5	5	AM7	Z	11.6	8.0	10.0	\$2,800	232	5	3		
TTS Coupe quattro	S	2.0	4	AM7	Z	10.4	8.2	9.4	\$2,632	220	5	3		
<b>Bentley</b>														
Continental GT	S	4.0	8	AM8	Z	15.0	9.0	12.3	\$3,444	290	3	3		
Continental GT	S	6.0	12	AM8	Z	19.0	11.6	15.7	\$4,396	364	2	3		
Continental GT Convertible	I	4.0	8	AM8	Z	15.0	9.0	12.3	\$3,444	290	3	3		
Continental GT Convertible	I	6.0	12	AM8	Z	19.2	12.2	16.0	\$4,480	373	2	3		
Flying Spur	M	4.0	8	AM8	Z	15.5	11.6	13.7	\$3,836	323	3	3		
Flying Spur	M	6.0	12	AM8	Z	19.2	12.2	16.0	\$4,480	373	2	3		
<b>BMW</b>														
228i xDrive Gran Coupe	C	2.0	4	AS8	Z	10.2	7.2	8.8	\$2,464	206	6	7		
230i xDrive Cabriolet	S	2.0	4	AS8	Z	11.2	7.7	9.6	\$2,688	225	5	7		
230i xDrive Coupe	S	2.0	4	AS8	Z	11.2	7.7	9.6	\$2,688	225	5	7		
330i xDrive Sedan	C	2.0	4	AS8	Z	9.5	6.9	8.3	\$2,324	195	6	7		
430i xDrive Coupe	S	2.0	4	AS8	Z	10.0	7.1	8.7	\$2,436	202	6	7		
530i xDrive Sedan	M	2.0	4	AS8	Z	10.1	7.5	8.9	\$2,492	206	6	7		
540i xDrive Sedan	L	3.0	6	AS8	Z	10.3	7.6	9.1	\$2,548	211	5	5		
750i xDrive Sedan	L	4.4	8	AS8	Z	14.0	9.7	12.0	\$3,360	281	4	3		
750Li xDrive Sedan	L	4.4	8	AS8	Z	14.0	9.7	12.0	\$3,360	281	4	3		
Alpina B7 xDrive	L	4.4	8	AS8	Z	14.0	9.7	12.0	\$3,360	281	4	3		
M2 Competition	S	3.0	6	AM7	Z	14.3	10.4	12.6	\$3,528	293	3	3		
M2 Competition	S	3.0	6	M6	Z	13.4	9.6	11.7	\$3,276	273	4	3		
M235i xDrive Gran Coupe	C	2.0	4	AS8	Z	10.4	7.7	9.2	\$2,576	213	5	7		
M240i xDrive Cabriolet	S	3.0	6	AS8	Z	11.3	7.9	9.8	\$2,744	228	5	3		
M240i xDrive Coupe	S	3.0	6	AS8	Z	11.3	7.9	9.8	\$2,744	228	5	3		
M340i xDrive Sedan	C	3.0	6	AS8	Z	10.5	7.7	9.2	\$2,576	214	5	5		
M440i xDrive Coupe	S	3.0	6	AS8	Z	10.5	7.7	9.2	\$2,576	214	5	5		
M5 Sedan	M	4.4	8	AS8	Z	16.0	11.0	13.8	\$3,864	323	3	3		
M5 Competition	M	4.4	8	AS8	Z	16.0	11.0	13.8	\$3,864	323	3	3		


A		CARS												
		MAKE MODEL	CLASS	ENGINE SIZE (L)	CYLINDERS	TRANSMISSION	FUEL TYPE	CONSUMPTION (L/100 km)			\$ PER YEAR	CO <sub>2</sub> EMISSIONS (g/km)	CO <sub>2</sub> RATING	SMOG RATING
								CITY	HIGHWAY	COMBINED				
M550i xDrive Sedan	M	4.4	8	AS8	Z	13.5	9.5	11.7	\$3,276	272	4	3		
M760i xDrive Sedan	L	6.6	12	AS8	Z	17.8	11.9	15.1	\$4,228	354	2	3		
M8 Cabriolet	S	4.4	8	AS8	Z	16.0	11.0	13.8	\$3,864	323	3	3		
M8 Cabriolet Competition	S	4.4	8	AS8	Z	16.0	11.0	13.8	\$3,864	323	3	3		
M8 Coupe	S	4.4	8	AS8	Z	16.0	11.0	13.8	\$3,864	323	3	3		
M8 Coupe Competition	S	4.4	8	AS8	Z	16.0	11.0	13.8	\$3,864	323	3	3		
M8 Gran Coupe	M	4.4	8	AS8	Z	16.0	11.0	13.8	\$3,864	323	3	3		
M8 Gran Coupe Competition	M	4.4	8	AS8	Z	16.0	11.0	13.8	\$3,864	323	3	3		
M850i xDrive Cabriolet	S	4.4	8	AS8	Z	14.0	9.7	12.0	\$3,360	281	4	3		
M850i xDrive Coupe	S	4.4	8	AS8	Z	13.5	9.5	11.7	\$3,276	272	4	3		
M850i xDrive Gran Coupe	M	4.4	8	AS8	Z	14.0	9.7	12.0	\$3,360	281	4	3		
Z4 sDrive30i	T	2.0	4	AS8	Z	9.4	7.3	8.4	\$2,352	197	6	7		
Z4 M40i	T	3.0	6	AS8	Z	10.7	8.0	9.5	\$2,660	221	5	5		
<b>Bugatti</b>														
Chiron	T	8.0	16	AM7	Z	26.8	16.6	22.2	\$6,216	522	1	1		
Chiron Pur Sport	T	8.0	16	AM7	Z	30.3	20.9	26.1	\$7,308	608	1	1		
<b>Cadillac</b>														
CT4	C	2.0	4	AS8	Z	10.1	6.8	8.7	\$2,436	203	6	6		
CT4	C	2.7	4	AS10	Z	11.0	7.6	9.5	\$2,660	221	5	6		
CT4 AWD	C	2.0	4	AS8	Z	10.4	7.4	9.1	\$2,548	213	5	6		
CT4 AWD	C	2.7	4	AS10	Z	11.4	8.2	9.9	\$2,772	232	5	6		
CT4-V	C	2.7	4	AS10	Z	11.5	8.2	10.0	\$2,800	234	5	6		
CT4-V AWD	C	2.7	4	AS10	Z	11.7	8.4	10.2	\$2,856	239	5	6		
CT5	M	2.0	4	AS10	Z	10.4	7.3	9.0	\$2,520	209	5	6		
CT5	M	3.0	6	AS10	Z	12.3	8.5	10.6	\$2,968	249	4	5		
CT5 AWD	M	2.0	4	AS10	Z	11.0	7.7	9.5	\$2,660	242	5	6		
CT5 AWD	M	3.0	6	AS10	Z	12.7	9.1	11.1	\$3,108	260	4	5		
CT5-V	M	3.0	6	AS10	Z	12.7	8.7	10.9	\$3,052	256	4	5		
CT5-V AWD	M	3.0	6	AS10	Z	12.7	9.1	11.1	\$3,108	260	4	5		
<b>Chevrolet</b>														
Camaro	S	2.0	4	AS8	Z	10.9	7.8	9.5	\$2,660	222	5	5		
Camaro	S	2.0	4	M6	Z	12.6	8.0	10.5	\$2,940	247	4	5		
Camaro	S	3.6	6	AS10	X	12.8	8.1	10.7	\$2,675	251	4	6		
Camaro	S	3.6	6	M6	X	14.4	9.0	12.0	\$3,000	281	4	6		
Camaro SS	S	6.2	8	AS10	Z	14.6	8.9	12.0	\$3,360	281	4	1		
Camaro SS	S	6.2	8	M6	Z	14.9	9.9	12.6	\$3,528	296	3	1		
Camaro ZL1	S	6.2	8	AS10	Z	18.3	11.2	15.1	\$4,228	355	2	1		


A		CARS												
		MAKE MODEL	CLASS	ENGINE SIZE (L)	CYLINDERS	TRANSMISSION	FUEL TYPE	CONSUMPTION (L/100 km)			\$ PER YEAR	CO <sub>2</sub> EMISSIONS (g/km)	CO <sub>2</sub> RATING	SMOG RATING
								CITY	HIGHWAY	COMBINED				
<b>Chrysler</b>														
Camaro ZL1	S	6.2	8	M6	Z	17.2	12.0	14.8	\$4,144	349	2	1		
Corvette	T	6.2	8	AS8	Z	15.4	8.7	12.4	\$3,472	290	3	3		
Malibu	M	1.5	4	AV	X	8.2	6.6	7.5	\$1,875	175	7	7		
Malibu	M	2.0	4	A9	Z	10.7	7.1	9.1	\$2,548	213	5	5		
Spark	S	1.4	4	AV	X	7.7	6.2	7.0	\$1,750	165	7	5		
Spark	S	1.4	4	M5	X	8.0	6.2	7.2	\$1,800	170	7	5		
<b>Dodge</b>														
300	L	3.6	6	A8	X	12.4	7.8	10.3	\$2,575	242	5	3		
300	L	5.7	8	A8	X	14.7	9.4	12.3	\$3,075	289	3	3		
300 AWD	L	3.6	6	A8	X	12.8	8.7	11.0	\$2,750	258	4	3		
Challenger	M	3.6	6	A8	X	12.4	7.8	10.3	\$2,575	242	5	3		
Challenger (MDS)	M	5.7	8	A8	X	14.7	9.4	12.3	\$3,075	289	3	3		
Challenger	M	5.7	8	M6	Z	15.6	10.1	13.1	\$3,668	307	3	1		
Challenger (MDS)	M	6.4	8	A8	Z	15.9	9.6	13.1	\$3,668	306	3	1		
Challenger	M	6.4	8	M6	Z	16.7	10.4	13.9	\$3,892	325	3	1		
Challenger AWD	M	3.6	6	A8	X	12.8	8.7	11.0	\$2,750	258	4	3		
Challenger Widebody (MDS)	M	6.4	8	A8	Z	15.9	9.6	13.1	\$3,668	306	3	1		
Challenger Widebody	M	6.4	8	M6	Z	16.7	10.4	13.9	\$3,892	325	3	1		
Challenger SRT Hellcat	M	6.2	8	A8	Z	17.6	10.7	14.5	\$4,060	339	2	1		
Challenger SRT Hellcat	M	6.2	8	M6	Z	18.1	11.4	15.1	\$4,228	352	2	1		
Challenger SRT Hellcat Widebody	M	6.2	8	A8	Z	18.6	11.3	15.3	\$4,284	359	2	1		
Challenger SRT Hellcat Widebody	M	6.2	8	M6	Z	18.1	11.4	15.1	\$4,228	352	2	1		
Charger	L	3.6	6	A8	X	12.4	7.8	10.3	\$2,575	242	5	3		
Charger (MDS)	L	5.7	8	A8	X	14.7	9.4	12.3	\$3,075	289	3	3		
Charger (MDS)	L	6.4	8	A8	Z	15.9	9.6	13.1	\$3,668	306	3	1		
Charger AWD	L	3.6	6	A8	X	12.8	8.7	11.0	\$2,750	258	4	3		
Charger Widebody (MDS)	L	6.4	8	A8	Z	15.9	9.6	13.1	\$3,668	306	3	1		
Charger SRT Hellcat Widebody	L	6.2	8	A8	Z	19.0	11.5	15.6	\$4,368	368	2	1		
<b>Ford</b>														
GT	T	3.5	6	AM7	Z	19.8	12.8	16.6	\$4,648	393	1	3		
Mustang	S	2.3	4	A10	X	11.0	7.5	9.4	\$2,350	221	5	5		
Mustang	S	2.3	4	AS10	X	11.0	7.5	9.4	\$2,350	222	5	5		
Mustang (High Performance)	S	2.3	4	AS10	X	11.7	8.6	10.3	\$2,575	242	5	5		
Mustang	S	2.3	4	M6	X	11.4	8.1	9.9	\$2,475	233	5	5		
Mustang (High Performance)	S	2.3	4	M6	X	11.9	8.7	10.5	\$2,625	246	4	5		
Mustang	S	5.0	8	AS10	X	15.3	9.8	12.8	\$3,200	300	3	3		


A		CARS												
		MAKE MODEL	CLASS	ENGINE SIZE (L)	CYLINDERS	TRANSMISSION	FUEL TYPE	CONSUMPTION (L/100 km)			\$ PER YEAR	CO <sub>2</sub> EMISSIONS (g/km)	CO <sub>2</sub> RATING	SMOG RATING
								CITY	HIGHWAY	COMBINED				
Mustang	S	5.0	8	M6	X	16.2	10.0	13.4	\$3,350	314	3	3		
Mustang Convertible	S	2.3	4	A10	X	12.0	8.5	10.4	\$2,600	244	5	5		
Mustang Convertible	S	2.3	4	AS10	X	11.9	8.4	10.3	\$2,575	241	5	5		
Mustang Convertible (High Performance)	S	2.3	4	AS10	X	12.1	8.9	10.7	\$2,675	251	4	5		
Mustang Convertible	S	2.3	4	M6	X	11.8	8.6	10.4	\$2,600	244	5	5		
Mustang Convertible (High Performance)	S	2.3	4	M6	X	12.4	9.3	11.0	\$2,750	258	4	5		
Mustang Convertible	S	5.0	8	AS10	X	15.8	10.4	13.3	\$3,325	312	3	3		
Mustang Mach 1	S	5.0	8	AS10	X	15.3	10.1	12.9	\$3,225	303	3	3		
Mustang Mach 1	S	5.0	8	M6	X	16.6	10.5	13.9	\$3,475	325	3	3		
Shelby GT500 Mustang	S	5.2	8	AM7	Z	19.9	12.8	16.7	\$4,676	393	1	3		
<b>Genesis</b>														
G70	C	2.0	4	M6	Z	12.8	8.5	10.9	\$3,052	255	4	3		
G70 AWD	C	2.0	4	AS8	Z	11.4	8.5	10.1	\$2,828	236	5	3		
G70 AWD	C	3.3	6	AS8	Z	14.1	9.5	12.0	\$3,360	284	3	3		
G80 AWD	L	2.5	4	AS8	Z	10.8	7.9	9.5	\$2,660	225	5	5		
G80 AWD	L	3.5	6	AS8	Z	12.9	9.0	11.2	\$3,136	262	4	5		
G90 AWD	L	5.0	8	AS8	Z	15.0	10.1	12.8	\$3,584	303	3	5		
<b>Honda</b>														
Accord	L	1.5	4	AV	X	7.8	6.5	7.2	\$1,800	168	7	7		
Accord Sport/Touring	L	1.5	4	AV7	X	8.1	6.8	7.5	\$1,875	176	7	7		
Accord Sport/Touring	L	2.0	4	AS10	X	10.4	7.4	9.1	\$2,275	211	5	7		
Accord Hybrid	L	2.0	4	AV	X	5.0	5.0	5.0	\$1,250	117	9	7		
Accord Hybrid Sport/Touring	L	2.0	4	AV	X	5.3	5.7	5.5	\$1,375	129	9	7		
Civic Hatchback	L	1.5	4	M6	X	8.1	6.4	7.3	\$1,825	171	7	3		
Civic Hatchback Sport	L	1.5	4	AV7	Z	8.0	6.6	7.4	\$2,072	172	7	3		
Civic Hatchback Sport	L	1.5	4	M6	Z	8.1	6.4	7.3	\$2,044	171	7	3		
Civic Sedan	M	1.5	4	AV7	X	7.8	6.2	7.1	\$1,775	165	7	3		
Civic Sedan	M	2.0	4	AV	X	7.9	6.1	7.1	\$1,775	167	7	3		
Civic Sedan	M	2.0	4	AV7	X	8.2	6.5	7.4	\$1,850	172	7	3		
Civic Type R	L	2.0	4	M6	Z	10.5	8.4	9.6	\$2,688	223	5	3		
HR-V	WS	1.8	4	AV	X	8.4	7.0	7.8	\$1,950	181	6	5		
HR-V AWD	WS	1.8	4	AV	X	8.8	7.5	8.2	\$2,050	193	6	5		
HR-V AWD	WS	1.8	4	AV7	X	9.1	7.7	8.5	\$2,125	200	6	5		
Insight EX	M	1.5	4	AV	X	4.6	5.3	4.9	\$1,225	115	9	7		
Insight Touring	C	1.5	4	AV	X	4.6	5.3	4.9	\$1,225	115	9	7		




A												
	CARS											
	MAKE MODEL	CLASS	ENGINE SIZE (L)	CYLINDERS	TRANSMISSION	FUEL TYPE	CONSUMPTION (L/100 km)			\$ PER YEAR	CO <sub>2</sub> EMISSIONS (g/km)	CO <sub>2</sub> RATING
CITY							HIGHWAY	COMBINED				
<b>Hyundai</b>												
Elantra	M	1.6	4	AM7	X	8.4	6.6	7.6	\$1,900	179	7	5
Elantra	M	2.0	4	AV1	X	7.5	5.7	6.7	\$1,675	157	7	5
Elantra (ISG)	M	2.0	4	AV1	X	7.1	5.5	6.4	\$1,600	152	8	5
Elantra	M	2.0	4	M6	X	9.1	6.3	7.8	\$1,950	185	6	5
Elantra Hybrid Blue	M	1.6	4	AM6	X	4.5	4.2	4.4	\$1,100	103	10	7
IONIQ	L	1.6	4	AM6	X	4.3	4.1	4.2	\$1,050	99	10	7
IONIQ Blue	L	1.6	4	AM6	X	4.0	3.9	4.0	\$1,000	94	10	7
Sonata	L	1.6	4	AS8	X	8.8	6.4	7.7	\$1,925	182	6	5
Sonata	L	2.5	4	AM8	X	10.1	7.2	8.8	\$2,200	208	6	5
Sonata	L	2.5	4	AS8	X	8.8	6.4	7.7	\$1,925	182	6	7
Sonata Hybrid	L	2.0	4	AM6	X	5.3	4.6	5.0	\$1,250	117	9	7
Veloster N	C	2.0	4	AM8	Z	12.0	8.6	10.5	\$2,940	248	4	3
Veloster N	C	2.0	4	M6	Z	10.6	8.3	9.5	\$2,660	226	5	3
Venue	M	1.6	4	AV1	X	7.9	7.0	7.5	\$1,875	178	7	5
Venue	M	1.6	4	M6	X	8.6	6.8	7.8	\$1,950	184	6	5
<b>Infiniti</b>												
Q50 AWD	M	3.0	6	AS7	Z	12.5	8.7	10.8	\$3,024	254	4	3
Q50 AWD Red Sport	M	3.0	6	AS7	Z	12.5	9.3	11.1	\$3,108	261	4	3
Q60 AWD	S	3.0	6	AS7	Z	12.3	8.7	10.7	\$2,996	252	4	3
Q60 AWD Red Sport	S	3.0	6	AS7	Z	12.5	9.2	11.0	\$3,080	259	4	3
<b>Jaguar</b>												
F-TYPE P300 Convertible	T	2.0	4	AS8	Z	10.2	7.8	9.2	\$2,576	215	5	7
F-TYPE P300 Coupe	T	2.0	4	AS8	Z	10.2	7.8	9.2	\$2,576	215	5	7
F-TYPE P380 AWD Convertible	T	3.0	6	AS8	Z	13.0	9.2	11.3	\$3,164	265	4	7
F-TYPE P380 AWD Coupe	T	3.0	6	AS8	Z	13.0	9.2	11.3	\$3,164	265	4	7
F-TYPE R AWD Convertible	T	5.0	8	AS8	Z	15.2	9.8	12.7	\$3,556	299	3	3
F-TYPE R AWD Coupe	T	5.0	8	AS8	Z	15.2	9.8	12.7	\$3,556	299	3	3
<b>Kia</b>												
Forte	M	1.6	4	AM7	X	8.7	6.6	7.8	\$1,950	184	6	5
Forte	M	2.0	4	AV	X	7.8	5.9	6.9	\$1,725	164	7	5
Forte	M	2.0	4	M6	X	8.6	6.4	7.6	\$1,900	180	7	5
Forte 5	L	1.6	4	AM7	X	8.9	6.9	8.0	\$2,000	190	6	5
Forte 5	L	1.6	4	M6	X	9.9	7.6	8.8	\$2,200	209	5	5
Forte 5	L	2.0	4	AV	X	8.0	6.0	7.1	\$1,775	169	7	5
K5	L	2.5	4	AM8	X	9.9	7.3	8.7	\$2,175	207	6	5
K5 AWD	L	1.6	4	AS8	X	9.2	6.9	8.2	\$2,050	193	6	5

A		CARS												
		MAKE MODEL	CLASS	ENGINE SIZE (L)	CYLINDERS	TRANSMISSION	FUEL TYPE	CONSUMPTION (L/100 km)			\$ PER YEAR	CO <sub>2</sub> EMISSIONS (g/km)	CO <sub>2</sub> RATING	SMOG RATING
								CITY	HIGHWAY	COMBINED				
Niro	WS	1.6	4	AM6	X	4.4	4.9	4.6	\$1,150	110	9	7		
Niro FE	WS	1.6	4	AM6	X	4.4	4.9	4.6	\$1,150	110	9	7		
Niro Touring	WS	1.6	4	AM6	X	5.0	5.6	5.3	\$1,325	124	9	7		
Rio	C	1.6	4	AV1	X	7.2	6.0	6.7	\$1,675	159	7	3		
Rio	C	1.6	4	M6	X	7.7	6.1	7.0	\$1,750	166	7	3		
Soul	WS	2.0	4	AV	X	8.5	7.0	7.9	\$1,975	187	6	7		
Stinger AWD	M	3.3	6	AS8	Z	13.6	9.6	11.8	\$3,304	279	4	3		
<b>Lamborghini</b>														
Aventador Coupe S	T	6.5	12	AM7	Z	27.9	15.7	22.4	\$6,272	520	1	1		
Aventador Coupe SVJ	T	6.5	12	AM7	Z	27.9	15.7	22.4	\$6,272	520	1	1		
Aventador Roadster S	T	6.5	12	AM7	Z	27.3	15.9	22.2	\$6,216	515	1	1		
Aventador Roadster SVJ	T	6.5	12	AM7	Z	27.3	15.9	22.2	\$6,216	515	1	1		
Huracan	T	5.2	10	AM7	Z	18.0	12.9	15.7	\$4,396	370	2	1		
Huracan AWD	T	5.2	10	AM7	Z	18.0	12.9	15.7	\$4,396	371	2	1		
Huracan Spyder	T	5.2	10	AM7	Z	18.0	12.9	15.7	\$4,396	370	2	1		
Huracan Spyder AWD	T	5.2	10	AM7	Z	18.0	12.9	15.7	\$4,396	371	2	1		
<b>Lexus</b>														
ES 250 AWD	M	2.5	4	AS8	X	9.5	7.0	8.4	\$2,100	197	6	6		
ES 300h	M	2.5	4	AV6	X	5.5	5.2	5.3	\$1,325	124	9	7		
ES 350	M	3.5	6	AS8	X	10.7	7.2	9.1	\$2,275	213	5	5		
ES 350 F SPORT	M	3.5	6	AS8	X	10.9	7.5	9.4	\$2,350	219	5	5		
IS 300	C	2.0	4	AS8	Z	11.0	7.6	9.5	\$2,660	221	5	5		
IS 300 AWD	C	3.5	6	AS6	Z	12.2	9.0	10.8	\$3,024	253	4	5		
IS 350 AWD	C	3.5	6	AS6	Z	12.2	9.0	10.8	\$3,024	253	4	5		
LC 500	S	5.0	8	AS10	Z	15.1	9.6	12.6	\$3,528	294	3	5		
LC 500 Convertible	I	5.0	8	AS10	Z	16.0	9.5	13.0	\$3,640	304	3	5		
LC 500h	S	3.5	6	AV10	Z	9.0	7.1	8.1	\$2,268	189	6	7		
LS 500 AWD	M	3.5	6	AS10	Z	13.8	8.7	11.1	\$3,108	269	4	5		
LS 500h AWD	M	3.5	6	AV10	Z	10.1	8.1	9.2	\$2,576	213	5	7		
RC 300 AWD	S	3.5	6	AS6	Z	12.2	9.0	10.8	\$3,024	253	4	5		
RC 350 AWD	S	3.5	6	AS6	Z	12.2	9.0	10.8	\$3,024	253	4	5		
RC F	S	5.0	8	AS8	Z	14.4	9.6	12.2	\$3,416	285	3	5		
UX 200	M	2.0	4	AS10	X	8.0	6.3	7.2	\$1,800	168	7	6		
UX 250h	C	2.0	4	AV6	X	5.5	5.7	5.6	\$1,400	130	9	7		
UX 250h AWD	C	2.0	4	AV6	X	5.7	6.2	6.0	\$1,500	140	8	7		
<b>Maserati</b>														
Ghibli	M	3.0	6	AS8	Z	13.8	9.5	11.9	\$3,332	277	4	3		


A		CARS												
		MAKE MODEL	CLASS	ENGINE SIZE (L)	CYLINDERS	TRANSMISSION	FUEL TYPE	CONSUMPTION (L/100 km)			\$ PER YEAR	CO <sub>2</sub> EMISSIONS (g/km)	CO <sub>2</sub> RATING	SMOG RATING
								CITY	HIGHWAY	COMBINED				
		Ghibli S	M	3.0	6	AS8	Z	13.8	9.5	11.9	\$3,332	277	4	3
		Ghibli S Q4	M	3.0	6	AS8	Z	14.8	9.8	12.6	\$3,528	293	3	3
		Ghibli Trofeo	M	3.8	8	AS8	Z	17.4	11.9	14.9	\$4,172	348	2	1
		Quattroporte S	L	3.0	6	AS8	Z	14.6	9.9	12.5	\$3,500	291	3	3
		Quattroporte S Q4	L	3.0	6	AS8	Z	14.8	9.8	12.6	\$3,528	293	3	3
		Quattroporte Trofeo	L	3.8	8	AS8	Z	17.4	11.9	14.9	\$4,172	348	2	1
<b>Mazda</b>														
		CX-3	C	2.0	4	AS6	X	8.3	6.9	7.7	\$1,925	179	7	3
		CX-3 (SIL)	C	2.0	4	M6	X	8.8	7.0	8.0	\$2,000	186	6	3
		CX-3 4WD	C	2.0	4	AS6	X	8.6	7.4	8.1	\$2,025	189	6	3
		Mazda3 4-Door	C	2.0	4	AS6	X	8.4	6.6	7.6	\$1,900	178	7	7
		Mazda3 4-Door (SIL)	C	2.0	4	M6	X	8.7	6.4	7.7	\$1,925	180	7	7
		Mazda3 4-Door	C	2.5	4	AS6	X	8.9	6.5	7.8	\$1,950	184	6	7
		Mazda3 4-Door 4WD	C	2.5	4	AS6	X	9.3	7.0	8.2	\$2,050	193	6	7
		Mazda3 4-Door Turbo 4WD	C	2.5	4	AS6	X	10.1	7.3	8.8	\$2,200	207	6	3
		Mazda3 5-Door	M	2.0	4	AS6	X	8.6	6.7	7.7	\$1,925	181	7	7
		Mazda3 5-Door (SIL)	M	2.0	4	M6	X	8.7	6.6	7.8	\$1,950	181	6	7
		Mazda3 5-Door	M	2.5	4	AS6	X	9.2	6.9	8.1	\$2,025	190	6	7
		Mazda3 5-Door (SIL)	M	2.5	4	M6	X	9.5	7.0	8.4	\$2,100	197	6	7
		Mazda3 5-Door 4WD	M	2.5	4	AS6	X	9.5	7.4	8.5	\$2,125	200	6	7
		Mazda3 5-Door Turbo 4WD	M	2.5	4	AS6	X	10.1	7.5	8.9	\$2,225	209	5	3
		Mazda6	M	2.5	4	AS6	X	9.1	6.7	8.0	\$2,000	187	6	7
		Mazda6 Turbo	M	2.5	4	AS6	X	10.0	7.5	8.9	\$2,225	208	6	3
		MX-5	T	2.0	4	AS6	Z	9.0	6.6	7.9	\$2,212	186	6	3
		MX-5 (SIL)	T	2.0	4	M6	Z	9.0	7.0	8.1	\$2,268	189	6	3
<b>Mercedes-Benz</b>														
		A 220 4MATIC Sedan	S	2.0	4	AM7	Z	9.6	6.9	8.4	\$2,352	197	6	5
		A 250 4MATIC Hatch	WS	2.0	4	AM7	Z	9.4	6.8	8.2	\$2,296	193	6	5
		AMG A 35 4MATIC Sedan	S	2.0	4	AM7	Z	10.7	8.2	9.5	\$2,660	224	5	5
		AMG A 35 4MATIC Hatch	WS	2.0	4	AM7	Z	10.6	8.2	9.5	\$2,660	224	5	5
		AMG C 43 4MATIC Sedan	C	3.0	6	A9	Z	13.4	8.7	11.3	\$3,164	266	4	5
		AMG C 43 4MATIC Cabriolet	S	3.0	6	A9	Z	12.3	8.7	10.7	\$2,996	251	4	5
		AMG C 43 4MATIC Coupe	S	3.0	6	A9	Z	12.5	8.8	10.8	\$3,024	254	4	5
		AMG C 43 4MATIC Wagon	WS	3.0	6	A9	Z	12.3	8.5	10.6	\$2,968	249	4	5
		AMG C 63 Sedan	C	4.0	8	A9	Z	13.5	8.9	11.4	\$3,192	269	4	3
		AMG C 63 S Sedan	C	4.0	8	A9	Z	13.5	8.9	11.4	\$3,192	269	4	3
		AMG C 63 S Cabriolet	S	4.0	8	A9	Z	13.9	9.6	12.0	\$3,360	281	4	3


A		CARS												
		MAKE MODEL	CLASS	ENGINE SIZE (L)	CYLINDERS	TRANSMISSION	FUEL TYPE	CONSUMPTION (L/100 km)			\$ PER YEAR	CO <sub>2</sub> EMISSIONS (g/km)	CO <sub>2</sub> RATING	SMOG RATING
								CITY	HIGHWAY	COMBINED				
AMG C 63 S Coupe	S	4.0	8	A9	Z	13.7	9.1	11.6	\$3,248	273	4	3		
AMG CLA 35 4MATIC Coupe	C	2.0	4	AM7	Z	10.7	8.2	9.5	\$2,660	224	5	5		
AMG CLA 45 4MATIC Coupe	C	2.0	4	AM8	Z	12.0	8.2	10.3	\$2,884	242	5	3		
AMG CLS 53 4MATIC+ Coupe	C	3.0	6	A9	Z	11.3	9.0	10.3	\$2,884	242	5	6		
AMG E 53 4MATIC+ Sedan	M	3.0	6	A9	Z	10.7	8.2	9.5	\$2,660	225	5	6		
AMG E 53 4MATIC+ Cabriolet	S	3.0	6	A9	Z	11.3	8.8	10.2	\$2,856	239	5	6		
AMG E 53 4MATIC+ Coupe	S	3.0	6	A9	Z	11.2	8.5	10.0	\$2,800	235	5	6		
AMG E 53 4MATIC+ Wagon	WM	3.0	6	A9	Z	11.3	8.7	10.1	\$2,828	238	5	6		
AMG E 63 S 4MATIC+ Sedan	M	4.0	8	A9	Z	15.0	10.1	12.8	\$3,584	301	3	3		
AMG E 63 S 4MATIC+ Wagon	WM	4.0	8	A9	Z	14.7	10.4	12.8	\$3,584	300	3	3		
AMG GT 53 4MATIC+ Coupe	C	3.0	6	A9	Z	11.9	9.6	10.9	\$3,052	255	4	6		
AMG GT 63 4MATIC+ Coupe	C	4.0	8	A9	Z	15.6	11.5	13.7	\$3,836	322	3	5		
AMG GT 63 S 4MATIC+ Coupe	C	4.0	8	A9	Z	15.1	11.1	13.3	\$3,724	312	3	5		
AMG GT Black Series Coupe	T	4.0	8	AM7	Z	15.6	12.0	13.9	\$3,892	328	3	3		
AMG GT C Coupe	T	4.0	8	AM7	Z	15.9	12.1	14.2	\$3,976	332	3	3		
AMG GT C Roadster	T	4.0	8	AM7	Z	15.8	12.0	14.1	\$3,948	330	3	3		
AMG GT R Coupe	T	4.0	8	AM7	Z	16.4	12.0	14.4	\$4,032	339	2	3		
AMG S 63 4MATIC+ Cabriolet	S	4.0	8	A9	Z	16.3	10.0	13.5	\$3,780	317	3	5		
AMG S 63 4MATIC+ Coupe	C	4.0	8	A9	Z	15.1	9.2	12.4	\$3,472	293	3	5		
C 300 4MATIC Sedan	C	2.0	4	A9	Z	10.1	7.1	8.7	\$2,436	204	6	6		
C 300 4MATIC Cabriolet	S	2.0	4	A9	Z	10.8	7.9	9.5	\$2,660	223	5	6		
C 300 4MATIC Coupe	S	2.0	4	A9	Z	10.2	7.4	9.0	\$2,520	210	5	6		
C 300 4MATIC Wagon	WS	2.0	4	A9	Z	10.5	7.5	9.1	\$2,548	214	5	6		
CLA 250 4MATIC Coupe	C	2.0	4	AM7	Z	9.8	7.1	8.6	\$2,408	201	6	5		
CLS 450 4MATIC Coupe	C	3.0	6	A9	Z	10.5	8.1	9.4	\$2,632	222	5	6		
E 350 4MATIC Sedan	M	2.0	4	A9	Z	10.7	7.8	9.4	\$2,632	221	5	6		
E 450 4MATIC Sedan	M	3.0	6	A9	Z	10.4	7.8	9.2	\$2,576	217	5	6		
E 450 4MATIC Cabriolet	S	3.0	6	A9	Z	10.4	8.0	9.3	\$2,604	219	5	6		
E 450 4MATIC Coupe	S	3.0	6	A9	Z	10.3	7.9	9.3	\$2,604	218	5	6		
E 450 4MATIC All-Terrain Wagon	WM	3.0	6	A9	Z	10.6	8.4	9.6	\$2,688	226	5	6		
Maybach S 580 4MATIC Sedan	L	4.0	8	A9	Z	15.5	9.8	12.9	\$3,612	301	3	5		
S 500 4MATIC SWB Sedan	L	3.0	6	A9	Z	11.3	8.0	9.8	\$2,744	230	5	6		
S 560 Cabriolet	S	4.0	8	A9	Z	14.5	9.0	12.0	\$3,360	282	4	5		
S 560 4MATIC Coupe	C	4.0	8	A9	Z	14.5	9.0	12.0	\$3,360	282	4	5		
S 580 4MATIC LWB Sedan	L	4.0	8	A9	Z	14.4	9.4	12.2	\$3,416	285	3	5		
<b>MINI</b>														
Cooper 3 Door	S	1.5	3	AM7	Z	8.4	6.5	7.5	\$2,100	176	7	7		




A		CARS												
		MAKE MODEL	CLASS	ENGINE SIZE (L)	CYLINDERS	TRANSMISSION	FUEL TYPE	CONSUMPTION (L/100 km)			\$ PER YEAR	CO <sub>2</sub> EMISSIONS (g/km)	CO <sub>2</sub> RATING	SMOG RATING
								CITY	HIGHWAY	COMBINED				
Cooper 3 Door	S	1.5	3	M6	Z	8.8	6.4	7.7	\$2,156	180	7	7		
Cooper 5 Door	S	1.5	3	AM7	Z	8.4	6.5	7.5	\$2,100	176	7	7		
Cooper 5 Door	S	1.5	3	M6	Z	8.8	6.4	7.7	\$2,156	180	7	7		
Cooper Clubman ALL4	M	1.5	3	AS8	Z	9.7	7.0	8.5	\$2,380	198	6	7		
Cooper Convertible	I	1.5	3	AM7	Z	8.4	6.5	7.5	\$2,100	176	7	7		
Cooper Convertible	I	1.5	3	M6	Z	8.8	6.4	7.7	\$2,156	180	7	7		
Cooper Countryman ALL4	M	1.5	3	AS8	Z	10.0	7.4	8.8	\$2,464	206	6	7		
Cooper S 3 Door	S	2.0	4	AM7	Z	8.9	6.6	7.9	\$2,212	184	6	7		
Cooper S 3 Door	S	2.0	4	M6	Z	10.2	7.1	8.8	\$2,464	206	6	7		
Cooper S 5 Door	S	2.0	4	AM7	Z	8.9	6.6	7.9	\$2,212	184	6	7		
Cooper S 5 Door	S	2.0	4	M6	Z	10.2	7.1	8.8	\$2,464	206	6	7		
Cooper S Clubman ALL4	M	2.0	4	AS8	Z	10.1	7.4	8.9	\$2,492	207	6	7		
Cooper S Convertible	I	2.0	4	AM7	Z	9.1	6.9	8.1	\$2,268	191	6	7		
Cooper S Convertible	I	2.0	4	M6	Z	10.3	7.3	9.0	\$2,520	209	5	7		
Cooper S Countryman ALL4	M	2.0	4	AS8	Z	10.4	7.5	9.1	\$2,548	212	5	7		
John Cooper Works 3 Door	S	2.0	4	AS8	Z	9.2	6.9	8.1	\$2,268	190	6	7		
John Cooper Works 3 Door	S	2.0	4	M6	Z	10.2	7.1	8.8	\$2,464	206	6	7		
John Cooper Works Clubman ALL4	M	2.0	4	AS8	Z	10.1	7.6	9.0	\$2,520	210	5	3		
John Cooper Works Convertible	I	2.0	4	AS8	Z	9.4	7.1	8.3	\$2,324	194	6	7		
John Cooper Works Countryman ALL4	M	2.0	4	AS8	Z	10.0	7.8	9.0	\$2,520	210	5	3		
John Cooper Works GP	S	2.0	4	AS8	Z	9.9	7.8	8.9	\$2,492	208	6	3		
<b>Mitsubishi</b>														
Mirage	C	1.2	3	AV	X	6.6	5.6	6.2	\$1,550	143	8	5		
Mirage	C	1.2	3	M5	X	7.1	5.8	6.5	\$1,625	151	8	5		
<b>Nissan</b>														
Altima AWD	M	2.5	4	AV	X	9.1	6.5	7.9	\$1,975	187	6	7		
Altima AWD SR/Platinum	M	2.5	4	AV	X	9.3	6.7	8.1	\$2,025	190	6	7		
GT-R	S	3.8	6	AM6	Z	14.4	10.9	12.8	\$3,584	300	3	3		
Kicks	M	1.6	4	AV	X	7.7	6.6	7.2	\$1,800	169	7	7		
Maxima	M	3.5	6	AV7	Z	11.6	7.9	9.9	\$2,772	233	5	3		
Murano	WM	3.5	6	AV7	X	11.7	8.3	10.2	\$2,550	240	5	5		
Murano AWD	WM	3.5	6	AV7	X	12.0	8.5	10.4	\$2,600	245	5	5		
Qashqai	WS	2.0	4	AV8	X	8.8	7.3	8.1	\$2,025	191	6	5		
Qashqai	WS	2.0	4	M6	X	9.9	8.0	9.0	\$2,250	212	5	5		
Qashqai AWD	WS	2.0	4	AV8	X	9.0	7.6	8.4	\$2,100	197	6	5		


A	CARS												
	MAKE MODEL	CLASS	ENGINE SIZE (L)	CYLINDERS	TRANSMISSION	FUEL TYPE	CONSUMPTION (L/100 km)			\$ PER YEAR	CO <sub>2</sub> EMISSIONS (g/km)	CO <sub>2</sub> RATING	SMOG RATING
							CITY	HIGHWAY	COMBINED				
Sentra	M	2.0	4	AV	X	8.0	6.0	7.1	\$1,775	167	7	7	
Sentra SR	M	2.0	4	AV	X	8.2	6.2	7.3	\$1,825	171	7	7	
Sentra	M	2.0	4	M6	X	9.3	6.3	8.0	\$2,000	187	6	7	
Sentra SR	M	2.0	4	M6	X	9.4	6.5	8.1	\$2,025	190	6	7	
Versa	C	1.6	4	AV	X	7.4	5.9	6.7	\$1,675	158	7	7	
Versa	C	1.6	4	M5	X	8.6	6.7	7.7	\$1,925	181	7	7	
<b>Porsche</b>													
718 Boxster	T	2.0	4	AM7	Z	11.0	8.7	10.0	\$2,800	233	5	1	
718 Boxster	T	2.0	4	M6	Z	11.7	8.9	10.5	\$2,940	245	5	1	
718 Boxster GTS 4.0	T	4.0	6	AM7	Z	12.3	9.8	11.1	\$3,108	260	4	5	
718 Boxster GTS 4.0	T	4.0	6	M6	Z	14.0	10.0	12.2	\$3,416	284	3	5	
718 Boxster S	T	2.5	4	AM7	Z	12.2	9.2	10.9	\$3,052	255	4	1	
718 Boxster S	T	2.5	4	M6	Z	12.5	9.6	11.2	\$3,136	263	4	1	
718 Boxster T	T	2.0	4	AM7	Z	11.2	8.7	10.1	\$2,828	236	5	1	
718 Boxster T	T	2.0	4	M6	Z	11.7	8.9	10.5	\$2,940	245	5	1	
718 Cayman	T	2.0	4	AM7	Z	11.0	8.7	10.0	\$2,800	233	5	1	
718 Cayman	T	2.0	4	M6	Z	11.7	8.9	10.5	\$2,940	245	5	1	
718 Cayman GT4	T	4.0	6	AM7	Z	13.0	9.9	11.6	\$3,248	271	4	5	
718 Cayman GT4	T	4.0	6	M6	Z	14.0	10.1	12.2	\$3,416	286	3	5	
718 Cayman GTS 4.0	T	4.0	6	AM7	Z	12.3	9.8	11.1	\$3,108	260	4	5	
718 Cayman GTS 4.0	T	4.0	6	M6	Z	14.0	10.0	12.2	\$3,416	284	3	5	
718 Cayman S	T	2.5	4	AM7	Z	12.2	9.2	10.9	\$3,052	255	4	1	
718 Cayman S	T	2.5	4	M6	Z	12.5	9.6	11.2	\$3,136	263	4	1	
718 Cayman T	T	2.0	4	AM7	Z	11.2	8.7	10.1	\$2,828	236	5	1	
718 Cayman T	T	2.0	4	M6	Z	11.7	8.9	10.5	\$2,940	245	5	1	
718 Spyder	T	4.0	6	AM7	Z	13.0	9.9	11.6	\$3,248	271	4	5	
718 Spyder	T	4.0	6	M6	Z	14.0	10.1	12.2	\$3,416	286	3	5	
911 Carrera	I	3.0	6	AM8	Z	13.1	9.8	11.6	\$3,248	275	4	5	
911 Carrera Cabriolet	I	3.0	6	AM8	Z	13.1	9.8	11.6	\$3,248	275	4	5	
911 Carrera S	I	3.0	6	AM8	Z	12.9	10.2	11.7	\$3,276	274	4	5	
911 Carrera S	I	3.0	6	M7	Z	12.8	9.4	11.3	\$3,164	264	4	5	
911 Carrera S Cabriolet	I	3.0	6	AM8	Z	12.9	10.2	11.7	\$3,276	273	4	5	
911 Carrera S Cabriolet	I	3.0	6	M7	Z	13.8	9.4	11.8	\$3,304	275	4	5	
911 Carrera 4	I	3.0	6	AM8	Z	13.1	9.8	11.6	\$3,248	275	4	5	
911 Carrera 4 Cabriolet	I	3.0	6	AM8	Z	13.1	9.7	11.6	\$3,248	275	4	5	
911 Carrera 4S	I	3.0	6	AM8	Z	13.0	10.2	11.8	\$3,304	275	4	5	
911 Carrera 4S	I	3.0	6	M7	Z	13.8	9.3	11.8	\$3,304	275	4	5	


A	 <b>CARS</b>												
	MAKE MODEL	CLASS	ENGINE SIZE (L)	CYLINDERS	TRANSMISSION	FUEL TYPE	CONSUMPTION (L/100 km)			\$ PER YEAR	CO <sub>2</sub> EMISSIONS (g/km)	CO <sub>2</sub> RATING	SMOG RATING
							CITY	HIGHWAY	COMBINED				
911 Carrera 4S Cabriolet	I	3.0	6	AM8	Z	12.8	10.2	11.7	\$3,276	273	4	5	
911 Carrera 4S Cabriolet	I	3.0	6	M7	Z	13.8	9.8	12.0	\$3,360	281	4	5	
911 Targa 4	I	3.0	6	AM8	Z	13.1	9.8	11.6	\$3,248	275	4	5	
911 Targa 4S	I	3.0	6	AM8	Z	13.1	10.2	11.8	\$3,304	274	4	5	
911 Targa 4S	I	3.0	6	M7	Z	13.7	9.8	11.9	\$3,332	278	4	5	
911 Turbo	I	3.7	6	AM8	Z	15.2	11.9	13.7	\$3,836	321	3	5	
911 Turbo Cabriolet	I	3.7	6	AM8	Z	15.6	11.8	13.9	\$3,892	324	3	5	
911 Turbo S	I	3.7	6	AM8	Z	15.3	11.8	13.7	\$3,836	321	3	5	
911 Turbo S Cabriolet	I	3.7	6	AM8	Z	16.0	11.8	14.1	\$3,948	328	3	5	
Panamera	L	2.9	6	AM8	Z	13.1	9.8	11.6	\$3,248	274	4	5	
Panamera 4	L	2.9	6	AM8	Z	12.8	9.8	11.5	\$3,220	274	4	5	
Panamera 4 Executive	L	2.9	6	AM8	Z	13.8	10.2	12.2	\$3,416	289	3	5	
Panamera 4 ST	L	2.9	6	AM8	Z	12.8	10.2	11.7	\$3,276	274	4	5	
Panamera 4S	L	2.9	6	AM8	Z	12.8	9.8	11.4	\$3,192	276	4	5	
Panamera 4S Executive	L	2.9	6	AM8	Z	13.8	10.2	12.2	\$3,416	292	3	5	
Panamera 4S ST	L	2.9	6	AM8	Z	13.8	10.2	12.2	\$3,416	292	3	5	
Panamera GTS	L	4.0	8	AM8	Z	15.7	11.2	13.7	\$3,836	323	3	3	
Panamera GTS ST	L	4.0	8	AM8	Z	15.7	11.8	13.9	\$3,892	323	3	3	
Panamera Turbo S	L	4.0	8	AM8	Z	15.3	11.2	13.5	\$3,780	326	3	3	
Panamera Turbo S Executive	L	4.0	8	AM8	Z	15.3	11.2	13.5	\$3,780	326	3	3	
Panamera Turbo S ST	L	4.0	8	AM8	Z	15.3	11.2	13.5	\$3,780	326	3	3	
<b>Rolls-Royce</b>													
Cullinan	WM	6.7	12	AS8	Z	20.1	12.1	16.5	\$4,620	386	1	3	
Cullinan Black Badge	WM	6.7	12	AS8	Z	20.1	12.1	16.5	\$4,620	386	1	3	
Dawn	C	6.6	12	AS8	Z	20.7	13.4	17.4	\$4,872	408	1	3	
Dawn Black Badge	C	6.6	12	AS8	Z	20.7	13.4	17.4	\$4,872	408	1	3	
Ghost	L	6.7	12	AS8	Z	19.9	12.7	16.7	\$4,676	387	1	3	
Ghost EWB	L	6.7	12	AS8	Z	19.9	12.7	16.7	\$4,676	387	1	3	
Phantom	L	6.7	12	AS8	Z	20.0	11.8	16.3	\$4,564	382	1	3	
Phantom EWB	L	6.7	12	AS8	Z	20.0	11.8	16.3	\$4,564	382	1	3	
Wraith	M	6.6	12	AS8	Z	19.6	12.8	16.5	\$4,620	387	1	3	
Wraith Black Badge	M	6.6	12	AS8	Z	19.6	12.8	16.5	\$4,620	387	1	3	
<b>Subaru</b>													
Impreza 4-Door AWD	M	2.0	4	AV7	X	8.3	6.4	7.5	\$1,875	174	7	6	
Impreza 4-Door AWD	M	2.0	4	M5	X	10.1	7.6	9.0	\$2,250	210	5	6	
Impreza 5-Door AWD	WS	2.0	4	AV7	X	8.4	6.6	7.6	\$1,900	178	7	6	
Impreza 5-Door AWD	WS	2.0	4	M5	X	10.1	7.7	9.0	\$2,250	211	5	6	


A		CARS												
		MAKE MODEL	CLASS	ENGINE SIZE (L)	CYLINDERS	TRANSMISSION	FUEL TYPE	CONSUMPTION (L/100 km)			\$ PER YEAR	CO <sub>2</sub> EMISSIONS (g/km)	CO <sub>2</sub> RATING	SMOG RATING
								CITY	HIGHWAY	COMBINED				
Legacy AWD	L	2.4	4	AV8	X	9.9	7.3	8.7	\$2,175	205	6	3		
Legacy AWD	L	2.5	4	AV8	X	8.9	6.7	7.9	\$1,975	184	6	6		
WRX AWD	C	2.0	4	AV8	Z	12.9	9.7	11.5	\$3,220	269	4	1		
WRX AWD	C	2.0	4	M6	Z	11.7	8.7	10.4	\$2,912	243	5	1		
WRX STI AWD	C	2.5	4	M6	Z	14.4	10.8	12.8	\$3,584	301	3	1		
<b>Toyota</b>														
Avalon	M	3.5	6	AS8	X	10.9	7.7	9.5	\$2,375	221	5	5		
Avalon AWD	M	2.5	4	AS8	X	9.5	7.0	8.4	\$2,100	197	6	6		
C-HR	C	2.0	4	AS7	X	8.7	7.5	8.2	\$2,050	189	6	3		
Camry LE/SE	M	2.5	4	AS8	X	8.5	6.1	7.4	\$1,850	173	7	7		
Camry XLE/XSE	M	2.5	4	AS8	X	8.6	6.3	7.6	\$1,900	177	7	7		
Camry	M	3.5	6	AS8	X	10.5	7.1	9.0	\$2,250	210	5	5		
Camry XSE	M	3.5	6	AS8	X	10.7	7.4	9.2	\$2,300	215	5	5		
Camry TRD	M	3.5	6	AS8	X	10.8	7.6	9.4	\$2,350	220	5	5		
Camry AWD LE/SE	M	2.5	4	AS8	X	9.3	6.8	8.2	\$2,050	190	6	6		
Camry AWD XLE/XSE	M	2.5	4	AS8	X	9.5	7.0	8.4	\$2,100	197	6	6		
Camry Hybrid LE	M	2.5	4	AV	X	4.9	4.8	4.9	\$1,225	113	9	7		
Camry Hybrid SE/XLE/XSE	M	2.5	4	AV	X	5.3	5.0	5.1	\$1,275	121	9	7		
Corolla	C	1.8	4	AV	X	7.9	6.1	7.1	\$1,775	165	7	5		
Corolla XLE	C	1.8	4	AV	X	8.1	6.3	7.3	\$1,825	170	7	5		
Corolla	C	1.8	4	M6	X	8.0	6.0	7.1	\$1,775	165	7	5		
Corolla	C	2.0	4	AV10	X	7.6	5.8	6.7	\$1,675	158	7	7		
Corolla XSE	C	2.0	4	AV10	X	7.7	6.1	7.0	\$1,750	164	7	7		
Corolla	C	2.0	4	M6	X	8.2	6.5	7.4	\$1,850	173	7	7		
Corolla Apex Edition	C	2.0	4	AV10	X	7.7	6.2	7.0	\$1,750	164	7	7		
Corolla Apex Edition	C	2.0	4	M6	X	8.4	6.6	7.5	\$1,875	178	7	7		
Corolla Hatchback	C	2.0	4	AV10	X	7.5	5.8	6.7	\$1,675	158	7	7		
Corolla Hatchback	C	2.0	4	M6	X	8.4	6.7	7.6	\$1,900	179	7	7		
Corolla Hybrid	C	1.8	4	AV	X	4.4	4.5	4.5	\$1,125	106	9	7		
GR Supra 2.0	T	2.0	4	AS8	Z	9.4	7.3	8.4	\$2,352	197	6	7		
GR Supra 3.0	T	3.0	6	AS8	Z	10.6	8.0	9.4	\$2,632	218	5	5		
Prius	M	1.8	4	AV	X	4.4	4.7	4.5	\$1,125	106	9	7		
Prius AWD	M	1.8	4	AV	X	4.6	5.0	4.8	\$1,200	111	9	7		
<b>Volkswagen</b>														
Arteon 4MOTION	L	2.0	4	AS8	Z	11.6	7.7	9.8	\$2,744	230	5	3		
Golf	C	1.4	4	AS8	X	8.2	6.5	7.5	\$1,875	174	7	7		
Golf	C	1.4	4	M6	X	8.0	6.1	7.1	\$1,775	166	7	7		





A												
	CARS											
	MAKE MODEL	CLASS	ENGINE SIZE (L)	CYLINDERS	TRANSMISSION	FUEL TYPE	CONSUMPTION (L/100 km)			\$ PER YEAR	CO <sub>2</sub> EMISSIONS (g/km)	CO <sub>2</sub> RATING
CITY							HIGHWAY	COMBINED				
<b>Golf</b>												
Golf GTI	C	2.0	4	AM7	X	9.7	7.3	8.6	\$2,150	201	6	7
Golf GTI	C	2.0	4	M6	X	10.1	7.9	9.1	\$2,275	213	5	7
<b>Jetta</b>												
Jetta	C	1.4	4	AS8	X	8.0	6.0	7.1	\$1,775	165	7	7
Jetta	C	1.4	4	M6	X	7.9	5.8	6.9	\$1,725	162	7	7
<b>Jetta GLI</b>												
Jetta GLI	C	2.0	4	AM7	X	9.7	6.8	8.4	\$2,100	195	6	7
Jetta GLI	C	2.0	4	M6	X	9.7	7.0	8.5	\$2,125	198	6	7
Passat	M	2.0	4	AS6	X	9.8	6.6	8.3	\$2,075	195	6	7
<b>Volvo</b>												
S60 T5	C	2.0	4	AS8	Z	10.0	6.8	8.6	\$2,408	200	6	5
S60 T5 AWD	C	2.0	4	AS8	Z	10.8	7.2	9.2	\$2,576	215	5	5
S60 T6 AWD	C	2.0	4	AS8	Z	11.0	7.4	9.4	\$2,632	219	5	7
S90 T6 AWD	M	2.0	4	AS8	Z	11.3	7.5	9.6	\$2,688	224	5	7
V60 T5	WS	2.0	4	AS8	Z	10.0	6.8	8.6	\$2,408	200	6	5
V60 T6 AWD	WS	2.0	4	AS8	Z	11.3	7.5	9.6	\$2,688	224	5	7
V60 CC T5 AWD	WS	2.0	4	AS8	Z	10.8	7.7	9.4	\$2,632	220	5	5


B												
	VANS											
	MAKE MODEL	CLASS	ENGINE SIZE (L)	CYLINDERS	TRANSMISSION	FUEL TYPE	CONSUMPTION (L/100 km)			\$ PER YEAR	CO <sub>2</sub> EMISSIONS (g/km)	CO <sub>2</sub> RATING
CITY							HIGHWAY	COMBINED				
<b>Chrysler</b>												
Grand Caravan	V	3.6	6	A9	X	12.4	8.4	10.6	\$2,650	249	4	7
Pacifica	V	3.6	6	A9	X	12.4	8.4	10.6	\$2,650	249	4	7
Pacifica AWD	V	3.6	6	A9	X	14.1	9.4	12.0	\$3,000	279	4	7
<b>Ford</b>												
T-150 Wagon FFV	VP	3.5	6	AS10	X	16.2	12.4	14.5	\$3,625	341	2	1
	VP	3.5	6	AS10	E	21.6	16.4	19.3		321	3	1
T-150 Wagon FFV 4WD	VP	3.5	6	AS10	X	16.8	13.0	15.1	\$3,775	354	2	1
	VP	3.5	6	AS10	E	22.3	17.0	19.9		331	3	1
Transit Connect Van	SP	2.0	4	AS8	X	9.8	8.8	9.3	\$2,325	217	5	6


B												
	VANS											
	MAKE MODEL	CLASS	ENGINE SIZE (L)	CYLINDERS	TRANSMISSION	FUEL TYPE	CONSUMPTION (L/100 km)			\$ PER YEAR	CO <sub>2</sub> EMISSIONS (g/km)	CO <sub>2</sub> RATING
CITY							HIGHWAY	COMBINED				
<b>Transit Connect Van FFV</b>												
	SP	2.0	4	AS8	X	9.8	8.8	9.3	\$2,325	217	5	5
	SP	2.0	4	AS8	E	13.3	11.8	12.6		209	5	5
<b>Transit Connect Van</b>												
	SP	2.5	4	AS6	X	12.0	8.8	10.6	\$2,650	247	4	5
<b>Transit Connect Wagon LWB</b>												
	SP	2.0	4	AS8	X	9.9	8.2	9.2	\$2,300	214	5	6
<b>Transit Connect Wagon LWB FFV</b>												
	SP	2.0	4	AS8	X	9.9	8.2	9.2	\$2,300	214	5	5
	SP	2.0	4	AS8	E	13.7	11.1	12.5		208	6	5
<b>Transit Connect Wagon LWB</b>												
	SP	2.5	4	AS6	X	12.1	9.0	10.7	\$2,675	251	4	5
<b>Honda</b>												
<b>Odyssey</b>												
	V	3.5	6	AS10	X	12.2	8.5	10.6	\$2,650	248	4	5
<b>Kia</b>												
<b>Sedona</b>												
	V	3.3	6	AS8	X	12.7	10.0	11.5	\$2,875	272	4	5
<b>Mercedes-Benz</b>												
<b>Metris Cargo Van</b>												
	SP	2.0	4	A9	Z	12.6	10.0	11.5	\$3,220	268	4	5
<b>Metris Cargo Van LWB</b>												
	SP	2.0	4	A9	Z	12.6	10.0	11.5	\$3,220	268	4	5
<b>Metris Passenger Van</b>												
	SP	2.0	4	A9	Z	13.3	10.8	12.2	\$3,416	284	3	5
<b>Nissan</b>												
<b>NV200 Cargo Van</b>												
	SP	2.0	4	AV	X	9.9	9.1	9.5	\$2,375	223	5	3
<b>Ram</b>												
<b>ProMaster City</b>												
	SP	2.4	4	A9	X	11.2	8.3	9.9	\$2,475	232	5	6
<b>Toyota</b>												
<b>Sienna</b>												
	V	2.5	4	AV	X	6.6	6.5	6.5	\$1,625	153	8	7
<b>Sienna AWD</b>												
	V	2.5	4	AV	X	6.8	6.6	6.7	\$1,675	157	7	7

C												
	PICKUP TRUCKS											
	MAKE MODEL	CLASS	ENGINE SIZE (L)	CYLINDERS	TRANSMISSION	FUEL TYPE	CONSUMPTION (L/100 km)			\$ PER YEAR	CO <sub>2</sub> EMISSIONS (g/km)	CO <sub>2</sub> RATING
CITY							HIGHWAY	COMBINED				
<b>Chevrolet</b>												
<b>Colorado</b>												
	PS	2.5	4	A6	X	12.2	9.4	10.9	\$2,725	257	4	6
<b>Colorado</b>												
	PS	2.8	4	A6	D	11.8	7.9	10.1	\$2,424	294	3	3


C		PICKUP TRUCKS												
		MAKE MODEL	CLASS	ENGINE SIZE (L)	CYLINDERS	TRANSMISSION	FUEL TYPE	CONSUMPTION (L/100 km)			\$ PER YEAR	CO <sub>2</sub> EMISSIONS (g/km)	CO <sub>2</sub> RATING	SMOG RATING
								CITY	HIGHWAY	COMBINED				
Colorado	PS	3.6	6	A8	X	12.9	9.3	11.3	\$2,825	263	4	6		
Colorado 4WD	PS	2.5	4	A6	X	12.7	9.9	11.4	\$2,850	268	4	6		
Colorado 4WD	PS	2.8	4	A6	D	12.2	8.4	10.5	\$2,520	294	3	3		
Colorado 4WD	PS	3.6	6	A8	X	14.0	9.9	12.1	\$3,025	284	3	6		
Colorado ZR2 4WD	PS	2.8	4	A6	D	13.3	10.6	12.1	\$2,904	326	3	3		
Colorado ZR2 4WD	PS	3.6	6	A8	X	15.0	13.0	14.1	\$3,525	329	3	6		
Silverado	PL	2.7	4	A8	X	11.9	10.3	11.2	\$2,800	263	4	6		
Silverado Custom/WT	PL	2.7	4	A8	X	11.9	10.3	11.2	\$2,800	263	4	6		
Silverado	PL	3.0	6	A10	D	10.2	7.2	8.8	\$2,112	238	5	3		
Silverado	PL	4.3	6	A6	X	15.1	11.5	13.5	\$3,375	318	3	6		
Silverado	PL	5.3	8	A6	X	15.8	11.4	13.8	\$3,450	325	3	5		
Silverado (Without AFM)	PL	5.3	8	A6	X	16.7	11.4	14.3	\$3,575	336	2	5		
Silverado FFV	PL	5.3	8	A6	X	16.2	12.3	14.5	\$3,625	340	2	3		
	PL	5.3	8	A6	E	21.5	16.0	19.0		315	3	3		
Silverado	PL	5.3	8	A8	X	13.9	10.1	12.2	\$3,050	286	3	5		
Silverado (Without DFM)	PL	5.3	8	A8	X	15.9	10.8	13.6	\$3,400	319	3	5		
Silverado 4WD	PL	2.7	4	A8	X	12.5	10.8	11.7	\$2,925	275	4	6		
Silverado 4WD Custom/WT	PL	2.7	4	A8	X	12.5	10.8	11.7	\$2,925	275	4	6		
Silverado 4WD	PL	3.0	6	A10	D	10.6	9.2	10.0	\$2,400	268	4	3		
Silverado 4WD	PL	4.3	6	A6	X	15.8	11.9	14.0	\$3,500	329	3	6		
Silverado 4WD Trail Boss	PL	4.3	6	A6	X	16.3	13.0	14.8	\$3,700	347	2	6		
Silverado 4WD	PL	5.3	8	A6	X	16.0	11.8	14.1	\$3,525	331	3	5		
Silverado 4WD (Without AFM)	PL	5.3	8	A6	X	17.3	11.8	14.8	\$3,700	348	2	5		
Silverado 4WD FFV	PL	5.3	8	A6	X	16.5	12.8	14.8	\$3,700	347	2	3		
	PL	5.3	8	A6	E	22.0	16.4	19.5		326	3	3		
Silverado 4WD Trail Boss	PL	5.3	8	A6	X	16.5	13.1	15.0	\$3,750	350	2	5		
Silverado 4WD Trail Boss (Without AFM)	PL	5.3	8	A6	X	17.8	13.2	15.7	\$3,925	368	2	5		
Silverado 4WD	PL	5.3	8	A8	X	14.4	10.6	12.7	\$3,175	299	3	5		
Silverado 4WD (Without DFM)	PL	5.3	8	A8	X	16.8	11.4	14.4	\$3,600	339	2	5		
Silverado 4WD	PL	5.3	8	A10	X	14.3	10.7	12.7	\$3,175	298	3	5		
Silverado 4WD (Without Stop-Start)	PL	5.3	8	A10	X	15.3	11.0	13.3	\$3,325	313	3	5		
Silverado 4WD Trail Boss	PL	5.3	8	A10	X	14.7	11.2	13.1	\$3,275	307	3	5		
Silverado 4WD Trail Boss (Without Stop-Start)	PL	5.3	8	A10	X	15.6	11.4	13.7	\$3,425	321	3	5		
Silverado 4WD	PL	6.2	8	A10	Z	14.7	11.0	13.1	\$3,668	306	3	3		


C		PICKUP TRUCKS												
		MAKE MODEL	CLASS	ENGINE SIZE (L)	CYLINDERS	TRANSMISSION	FUEL TYPE	CONSUMPTION (L/100 km)			\$ PER YEAR	CO <sub>2</sub> EMISSIONS (g/km)	CO <sub>2</sub> RATING	SMOG RATING
								CITY	HIGHWAY	COMBINED				
Silverado 4WD (Without Stop-Start)		PL	6.2	8	A10	Z	15.6	11.6	13.8	\$3,864	324	3	3	
Silverado 4WD Trail Boss		PL	6.2	8	A10	Z	15.7	12.4	14.2	\$3,976	332	3	3	
Silverado 4WD Trail Boss (Without Stop-Start)		PL	6.2	8	A10	Z	16.8	12.7	15.0	\$4,200	352	2	3	
<b>Ford</b>														
F-150		PL	2.7	6	AS10	X	12.0	9.3	10.8	\$2,700	253	4	6	
F-150 FFV		PL	3.3	6	AS10	X	12.0	9.8	11.0	\$2,750	259	4	6	
		PL	3.3	6	AS10	E	16.6	12.6	14.8		242	5	6	
F-150		PL	3.5	6	AS10	X	13.1	10.0	11.7	\$2,925	274	4	6	
F-150 FFV		PL	5.0	8	AS10	X	14.0	10.0	12.2	\$3,050	287	3	5	
		PL	5.0	8	AS10	E	20.9	13.6	17.6		291	3	5	
F-150 4X4		PL	2.7	6	AS10	X	12.8	10.0	11.5	\$2,875	271	4	6	
F-150 4X4		PL	3.0	6	AS10	D	11.9	9.1	10.7	\$2,568	287	3	1	
F-150 FFV 4X4		PL	3.3	6	AS10	X	12.5	10.7	11.7	\$2,925	275	4	6	
		PL	3.3	6	AS10	E	17.2	13.1	15.4		252	4	6	
F-150 4X4		PL	3.5	6	AS10	X	13.5	10.2	12.0	\$3,000	282	4	6	
F-150 FFV 4X4		PL	5.0	8	AS10	X	14.8	10.9	13.1	\$3,275	307	3	5	
		PL	5.0	8	AS10	E	21.5	14.5	18.3		303	3	5	
F-150 Hybrid		PL	3.5	6	AS10	X	9.5	9.1	9.3	\$2,325	217	5	5	
F-150 Hybrid 4X4		PL	3.5	6	AS10	X	9.8	9.7	9.8	\$2,450	229	5	5	
Ranger 4WD		PL	2.3	4	AS10	X	11.8	9.8	10.9	\$2,725	256	4	5	
Ranger 4WD Tremor		PL	2.3	4	AS10	X	12.1	12.3	12.2	\$3,050	287	3	3	
<b>GMC</b>														
Canyon		PS	2.5	4	A6	X	12.2	9.4	10.9	\$2,725	257	4	6	
Canyon		PS	2.8	4	A6	D	11.8	7.9	10.1	\$2,424	294	3	3	
Canyon		PS	3.6	6	A8	X	12.9	9.3	11.3	\$2,825	263	4	6	
Canyon 4WD		PS	2.5	4	A6	X	12.7	9.9	11.4	\$2,850	268	4	6	
Canyon 4WD		PS	2.8	4	A6	D	12.2	8.4	10.5	\$2,520	294	3	3	
Canyon 4WD		PS	3.6	6	A8	X	14.9	10.9	13.1	\$3,275	306	3	6	
Sierra		PL	2.7	4	A8	X	11.9	10.3	11.2	\$2,800	263	4	6	
Sierra WT		PL	2.7	4	A8	X	11.9	10.3	11.2	\$2,800	263	4	6	
Sierra		PL	3.0	6	A10	D	10.2	7.8	9.1	\$2,184	245	5	3	
Sierra		PL	4.3	6	A6	X	15.1	11.5	13.5	\$3,375	318	3	6	
Sierra		PL	5.3	8	A6	X	15.8	11.4	13.8	\$3,450	325	3	5	
Sierra (Without AFM)		PL	5.3	8	A6	X	16.7	11.4	14.3	\$3,575	336	2	5	


C		PICKUP TRUCKS												
		MAKE MODEL	CLASS	ENGINE SIZE (L)	CYLINDERS	TRANSMISSION	FUEL TYPE	CONSUMPTION (L/100 km)			\$ PER YEAR	CO <sub>2</sub> EMISSIONS (g/km)	CO <sub>2</sub> RATING	SMOG RATING
								CITY	HIGHWAY	COMBINED				
Sierra FFV	PL	5.3	8	A6	X	16.2	12.3	14.5	\$3,625	340	2	3		
	PL	5.3	8	A6	E	21.5	16.0	19.0		315	3	3		
Sierra	PL	5.3	8	A8	X	14.0	10.1	12.3	\$3,075	288	3	5		
Sierra (Without DFM)	PL	5.3	8	A8	X	16.0	10.9	13.7	\$3,425	321	3	5		
Sierra 4WD	PL	2.7	4	A8	X	13.0	11.4	12.3	\$3,075	288	3	6		
Sierra 4WD WT	PL	2.7	4	A8	X	13.3	11.8	12.6	\$3,150	295	3	6		
Sierra 4WD	PL	3.0	6	A10	D	10.6	9.2	10.0	\$2,400	268	4	3		
Sierra 4WD AT4	PL	3.0	6	A10	D	10.6	9.2	10.0	\$2,400	268	4	3		
Sierra 4WD	PL	4.3	6	A6	X	15.8	11.9	14.0	\$3,500	329	3	6		
Sierra 4WD	PL	5.3	8	A6	X	16.0	11.8	14.1	\$3,525	331	3	5		
Sierra 4WD (Without AFM)	PL	5.3	8	A6	X	17.3	11.8	14.8	\$3,700	348	2	5		
Sierra 4WD FFV	PL	5.3	8	A6	X	16.5	12.8	14.8	\$3,700	347	2	3		
	PL	5.3	8	A6	E	22.0	16.4	19.5		326	3	3		
Sierra 4WD AT4	PL	5.3	8	A6	X	16.7	13.1	15.1	\$3,775	355	2	5		
Sierra 4WD	PL	5.3	8	A8	X	15.2	11.1	13.3	\$3,325	313	3	5		
Sierra 4WD (Without DFM)	PL	5.3	8	A8	X	17.4	11.7	14.8	\$3,700	349	2	5		
Sierra 4WD AT4	PL	5.3	8	A8	X	15.2	11.1	13.3	\$3,325	312	3	5		
Sierra 4WD AT4 (Without DFM)	PL	5.3	8	A8	X	17.4	11.7	14.8	\$3,700	348	2	5		
Sierra 4WD	PL	5.3	8	A10	X	14.3	10.7	12.7	\$3,175	298	3	5		
Sierra 4WD (Without Stop-Start)	PL	5.3	8	A10	X	15.3	11.0	13.3	\$3,325	313	3	5		
Sierra 4WD AT4	PL	5.3	8	A10	X	14.7	11.2	13.1	\$3,275	307	3	5		
Sierra 4WD AT4 (Without Stop-Start)	PL	5.3	8	A10	X	15.6	11.4	13.7	\$3,425	321	3	5		
Sierra 4WD	PL	6.2	8	A10	Z	15.1	11.5	13.5	\$3,780	316	3	3		
Sierra 4WD (Without Stop-Start)	PL	6.2	8	A10	Z	16.2	12.0	14.3	\$4,004	335	3	3		
Sierra 4WD AT4	PL	6.2	8	A10	Z	15.7	12.4	14.2	\$3,976	332	3	3		
Sierra 4WD AT4 (Without Stop-Start)	PL	6.2	8	A10	Z	16.8	12.7	15.0	\$4,200	352	2	3		
<b>Honda</b>														
Ridgeline AWD	PL	3.5	6	AS9	X	12.8	9.9	11.5	\$2,875	271	4	3		
<b>Jeep</b>														
Gladiator 4X4 EcoDiesel	PL	3.0	6	A8	D	10.8	8.5	9.8	\$2,352	263	4	1		
Gladiator 4X4 Rubicon EcoDiesel	PL	3.0	6	A8	D	11.0	8.7	10.0	\$2,400	271	4	1		
Gladiator 4X4	PL	3.6	6	A8	X	13.7	10.7	12.3	\$3,075	290	3	7		
Gladiator 4X4	PL	3.6	6	M6	X	14.3	10.4	12.6	\$3,150	296	3	7		
<b>Nissan</b>														
Titan 4WD	PL	5.6	8	AS9	Z	15.2	11.1	13.4	\$3,752	314	3	5		

C	 <b>PICKUP TRUCKS</b>												
	MAKE MODEL	CLASS	ENGINE SIZE (L)	CYLINDERS	TRANSMISSION	FUEL TYPE	CONSUMPTION (L/100 km)			\$ PER YEAR	CO <sub>2</sub> EMISSIONS (g/km)	CO <sub>2</sub> RATING	SMOG RATING
							CITY	HIGHWAY	COMBINED				
	Titan 4WD Pro-4X	PL	5.6	8	AS9	Z	15.4	11.4	13.6	\$3,808	321	3	5
	<b>Ram</b>												
	1500 EcoDiesel	PL	3.0	6	A8	D	10.5	7.3	9.0	\$2,160	243	5	1
	1500 HFE EcoDiesel	PL	3.0	6	A8	D	10.4	7.1	8.9	\$2,136	238	5	1
	1500 eTorque	PL	3.6	6	A8	X	11.9	9.4	10.8	\$2,700	253	4	5
	1500 HFE eTorque	PL	3.6	6	A8	X	11.6	9.0	10.4	\$2,600	245	5	5
	1500	PL	5.7	8	A8	X	16.2	10.5	13.6	\$3,400	320	3	5
	1500 eTorque	PL	5.7	8	A8	X	14.1	10.3	12.4	\$3,100	290	3	5
	1500 4X4 EcoDiesel	PL	3.0	6	A8	D	11.1	8.0	9.7	\$2,328	260	4	1
	1500 4X4 eTorque	PL	3.6	6	A8	X	12.1	9.7	11.0	\$2,750	259	4	5
	1500 4X4	PL	5.7	8	A8	X	16.1	11.0	13.8	\$3,450	325	3	5
	1500 4X4 eTorque	PL	5.7	8	A8	X	14.0	10.7	12.5	\$3,125	294	3	5
	1500 4X4 TRX	PL	6.2	8	A8	Z	22.4	16.5	19.8	\$5,544	465	1	1
	1500 Classic	PL	3.6	6	A8	X	13.9	9.6	11.9	\$2,975	280	4	3
	1500 Classic	PL	5.7	8	A8	X	15.7	11.0	13.6	\$3,400	319	3	3
	1500 Classic 4X4	PL	3.6	6	A8	X	14.5	10.2	12.6	\$3,150	294	3	3
	1500 Classic 4X4	PL	5.7	8	A8	X	16.2	11.6	14.1	\$3,525	330	3	3
	<b>Toyota</b>												
	Tacoma 4WD	PS	3.5	6	AS6	X	13.0	10.5	11.8	\$2,950	278	4	5
	Tacoma 4WD	PS	3.5	6	M6	X	13.8	11.4	12.7	\$3,175	299	3	5
	Tacoma 4WD D-Cab TRD Off-Road/PRO	PS	3.5	6	M6	X	13.8	11.7	12.9	\$3,225	300	3	5
	Tundra	PL	5.7	8	AS6	X	17.7	13.6	15.9	\$3,975	371	2	5
	Tundra 4WD	PL	5.7	8	AS6	X	18.0	14.2	16.3	\$4,075	382	1	5




D		SPORT UTILITY VEHICLES												
		MAKE MODEL	CLASS	ENGINE SIZE (L)	CYLINDERS	TRANSMISSION	FUEL TYPE	CONSUMPTION (L/100 km)			\$ PER YEAR	CO <sub>2</sub> EMISSIONS (g/km)	CO <sub>2</sub> RATING	SMOG RATING
								CITY	HIGHWAY	COMBINED				
<b>Acura</b>														
	RDX SH-AWD	US	2.0	4	AS10	Z	11.0	8.6	9.9	\$2,772	232	5	6	
	RDX SH-AWD A-SPEC	US	2.0	4	AS10	Z	11.3	9.1	10.3	\$2,884	242	5	6	
<b>Alfa Romeo</b>														
	Stelvio	US	2.0	4	A8	Z	10.3	8.1	9.3	\$2,604	218	5	3	
	Stelvio AWD	US	2.0	4	A8	Z	10.8	8.3	9.6	\$2,688	226	5	3	
	Stelvio AWD Quadrifoglio	US	2.9	6	A8	Z	13.9	10.3	12.3	\$3,444	288	3	3	
<b>Aston Martin</b>														
	DBX V8	UL	4.0	8	A9	Z	17.1	12.8	15.2	\$4,256	357	2	3	
<b>Audi</b>														
	Q3 40 TFSI quattro	US	2.0	4	AS8	X	10.6	7.7	9.3	\$2,325	218	5	7	
	Q3 45 TFSI quattro	US	2.0	4	AS8	X	11.7	8.4	10.2	\$2,550	239	5	7	
	Q5 45 TFSI quattro	US	2.0	4	AM7	Z	10.1	8.3	9.3	\$2,604	217	5	5	
	Q5 Sportback 45 TFSI quattro	US	2.0	4	AM7	Z	10.1	8.3	9.3	\$2,604	217	5	5	
	Q7 45 TFSI quattro	UL	2.0	4	AS8	Z	12.4	10.1	11.3	\$3,164	264	4	3	
	Q7 55 TFSI quattro	UL	3.0	6	AS8	Z	13.4	10.4	12.0	\$3,360	281	4	5	
	Q8 55 TFSI quattro	UL	3.0	6	AS8	Z	13.4	10.4	12.0	\$3,360	281	4	5	
	RS Q8 quattro	UL	4.0	8	AS8	Z	18.0	12.3	15.4	\$4,312	360	2	3	
	SQ5 quattro	US	3.0	6	AS8	Z	13.1	9.9	11.6	\$3,248	274	4	5	
	SQ5 Sportback quattro	US	3.0	6	AS8	Z	13.1	9.9	11.6	\$3,248	274	4	5	
	SQ7 quattro	UL	4.0	8	AS8	Z	16.0	11.4	13.9	\$3,892	324	3	3	
	SQ8 quattro	UL	4.0	8	AS8	Z	16.0	11.4	13.9	\$3,892	324	3	3	
<b>Bentley</b>														
	Bentayga	UL	4.0	8	AS8	Z	15.8	9.9	13.2	\$3,696	309	3	3	
	Bentayga	UL	6.0	12	AS8	Z	19.0	13.0	16.3	\$4,564	383	1	3	
<b>BMW</b>														
	Alpina XB7	UL	4.4	8	AS8	Z	15.7	11.5	13.8	\$3,864	321	3	3	
	X1 xDrive28i	US	2.0	4	AS8	Z	10.3	7.7	9.1	\$2,548	213	5	7	
	X2 xDrive28i	US	2.0	4	AS8	Z	9.8	7.5	8.8	\$2,464	205	6	7	
	X2 M35i	US	2.0	4	AS8	Z	10.0	7.7	8.9	\$2,492	209	5	7	
	X3 xDrive30i	US	2.0	4	AS8	Z	10.2	8.2	9.3	\$2,604	217	5	7	
	X3 M	US	3.0	6	AS8	Z	16.6	12.1	14.6	\$4,088	339	2	3	
	X3 M Competition	US	3.0	6	AS8	Z	16.6	12.1	14.6	\$4,088	339	2	3	
	X3 M40i	US	3.0	6	AS8	Z	11.3	8.7	10.1	\$2,828	235	5	5	
	X4 xDrive30i	US	2.0	4	AS8	Z	10.2	8.2	9.3	\$2,604	217	5	7	
	X4 M	US	3.0	6	AS8	Z	16.6	12.1	14.6	\$4,088	339	2	3	
	X4 M Competition	US	3.0	6	AS8	Z	16.6	12.1	14.6	\$4,088	339	2	3	

D		SPORT UTILITY VEHICLES												
		MAKE MODEL	CLASS	ENGINE SIZE (L)	CYLINDERS	TRANSMISSION	FUEL TYPE	CONSUMPTION (L/100 km)			\$ PER YEAR	CO <sub>2</sub> EMISSIONS (g/km)	CO <sub>2</sub> RATING	SMOG RATING
								CITY	HIGHWAY	COMBINED				
X4 M40i	US	3.0	6	AS8	Z	11.3	8.7	10.1	\$2,828	235	5	5		
X5 xDrive40i	UL	3.0	6	AS8	Z	11.4	9.2	10.4	\$2,912	242	5	3		
X5 M	UL	4.4	8	AS8	Z	17.9	13.0	15.7	\$4,396	364	2	3		
X5 M Competition	UL	4.4	8	AS8	Z	17.9	13.0	15.7	\$4,396	364	2	3		
X5 M50i	UL	4.4	8	AS8	Z	14.4	10.6	12.7	\$3,556	302	3	3		
X6 xDrive40i	UL	3.0	6	AS8	Z	11.4	9.2	10.4	\$2,912	242	5	3		
X6 M	UL	4.4	8	AS8	Z	17.9	13.0	15.7	\$4,396	364	2	3		
X6 M Competition	UL	4.4	8	AS8	Z	17.9	13.0	15.7	\$4,396	364	2	3		
X6 M50i	UL	4.4	8	AS8	Z	14.4	10.6	12.7	\$3,556	302	3	3		
X7 xDrive40i	UL	3.0	6	AS8	Z	12.1	9.8	11.1	\$3,108	256	4	3		
X7 M50i	UL	4.4	8	AS8	Z	15.7	11.5	13.8	\$3,864	321	3	3		
<b>Buick</b>														
Enclave	UL	3.6	6	A9	X	13.0	9.1	11.2	\$2,800	264	4	6		
Enclave AWD	UL	3.6	6	A9	X	13.6	9.6	11.8	\$2,950	277	4	6		
Encore	US	1.4	4	AS6	X	9.4	7.8	8.7	\$2,175	204	6	5		
Encore (SIDI)	US	1.4	4	AS6	X	9.7	7.3	8.6	\$2,150	203	6	7		
Encore AWD	US	1.4	4	AS6	X	10.0	8.0	9.1	\$2,275	214	5	5		
Encore AWD (SIDI)	US	1.4	4	AS6	X	10.2	7.7	9.1	\$2,275	214	5	7		
Encore GX	US	1.2	3	AV	X	8.4	7.5	8.0	\$2,000	188	6	7		
Envision	US	2.0	4	AS9	X	10.0	7.6	8.9	\$2,225	209	5	7		
Envision AWD	US	2.0	4	AS9	X	10.5	8.2	9.5	\$2,375	222	5	7		
<b>Cadillac</b>														
Escalade 4WD	UL	3.0	6	A10	D	12.0	8.9	10.6	\$2,544	277	4	3		
Escalade 4WD	UL	6.2	8	A10	Z	16.8	12.4	14.8	\$4,144	347	2	3		
Escalade 4WD (Without Stop-Start)	UL	6.2	8	A10	Z	17.5	12.6	15.3	\$4,284	357	2	3		
XT4	US	2.0	4	AS9	Z	9.9	7.8	8.9	\$2,492	209	5	7		
XT4 AWD	US	2.0	4	AS9	Z	10.9	8.2	9.7	\$2,716	227	5	7		
XT5	US	2.0	4	AS9	Z	10.7	8.0	9.5	\$2,660	222	5	7		
XT5 AWD	US	2.0	4	AS9	Z	11.2	8.7	10.1	\$2,828	237	5	7		
XT5 AWD	US	3.6	6	AS9	X	12.9	9.2	11.2	\$2,800	263	4	6		
XT6 AWD	US	2.0	4	AS9	Z	11.2	9.0	10.2	\$2,856	239	5	7		
XT6 AWD	US	3.6	6	AS9	X	13.1	9.5	11.5	\$2,875	269	4	6		
<b>Chevrolet</b>														
Blazer	US	2.0	4	A9	X	10.6	8.0	9.4	\$2,350	221	5	7		
Blazer	US	2.5	4	A9	X	11.3	8.9	10.2	\$2,550	238	5	5		
Blazer	US	3.6	6	A9	X	12.0	8.7	10.5	\$2,625	247	4	6		

D		SPORT UTILITY VEHICLES												
		MAKE MODEL	CLASS	ENGINE SIZE (L)	CYLINDERS	TRANSMISSION	FUEL TYPE	CONSUMPTION (L/100 km)			\$ PER YEAR	CO <sub>2</sub> EMISSIONS (g/km)	CO <sub>2</sub> RATING	SMOG RATING
								CITY	HIGHWAY	COMBINED				
Blazer AWD	US	2.0	4	A9	X	10.6	8.7	9.7	\$2,425	227	5	7		
Blazer AWD	US	3.6	6	A9	X	12.5	9.0	10.9	\$2,725	256	4	6		
Equinox	US	1.5	4	A6	X	8.9	7.7	8.4	\$2,100	198	6	7		
Equinox AWD	US	1.5	4	A6	X	9.4	8.0	8.8	\$2,200	207	6	7		
Suburban	UL	3.0	6	A10	D	11.3	8.6	10.1	\$2,424	272	4	3		
Suburban	UL	5.3	8	A10	X	14.3	11.8	13.2	\$3,300	309	3	5		
Suburban (Without Stop-Start)	UL	5.3	8	A10	X	15.3	12.0	13.8	\$3,450	325	3	5		
Suburban 4WD	UL	3.0	6	A10	D	12.0	8.9	10.6	\$2,544	277	4	3		
Suburban 4WD	UL	5.3	8	A10	X	15.3	12.4	14.0	\$3,500	328	3	5		
Suburban 4WD (Without Stop-Start)	UL	5.3	8	A10	X	16.0	12.6	14.5	\$3,625	341	2	5		
Suburban 4WD	UL	6.2	8	A10	Z	16.8	12.4	14.8	\$4,144	347	2	3		
Suburban 4WD (Without Stop-Start)	UL	6.2	8	A10	Z	17.5	12.6	15.3	\$4,284	357	2	3		
Tahoe	UL	3.0	6	A10	D	11.0	8.4	9.8	\$2,352	263	4	3		
Tahoe	UL	5.3	8	A10	X	14.3	11.8	13.2	\$3,300	309	3	5		
Tahoe (Without Stop-Start)	UL	5.3	8	A10	X	15.3	12.0	13.8	\$3,450	325	3	5		
Tahoe 4WD	UL	3.0	6	A10	D	12.0	8.9	10.6	\$2,544	277	4	3		
Tahoe 4WD	UL	5.3	8	A10	X	14.8	11.8	13.5	\$3,375	317	3	5		
Tahoe 4WD (Without Stop-Start)	UL	5.3	8	A10	X	15.5	12.0	13.9	\$3,475	327	3	5		
Tahoe 4WD	UL	6.2	8	A10	Z	16.8	12.4	14.8	\$4,144	347	2	3		
Tahoe 4WD (Without Stop-Start)	UL	6.2	8	A10	Z	17.5	12.6	15.3	\$4,284	357	2	3		
Trailblazer	US	1.2	3	AV	X	8.4	7.5	8.0	\$2,000	188	6	7		
Trailblazer	US	1.3	3	AV	X	8.0	7.2	7.6	\$1,900	179	7	7		
Trailblazer AWD	US	1.3	3	A9	X	8.9	7.8	8.4	\$2,100	196	6	7		
Traverse	UL	3.6	6	A9	X	13.0	8.8	11.1	\$2,775	261	4	6		
Traverse AWD	UL	3.6	6	A9	X	13.6	9.6	11.8	\$2,950	277	4	6		
Trax	US	1.4	4	AS6	X	9.1	7.6	8.4	\$2,100	196	6	5		
Trax (SIDI)	US	1.4	4	AS6	X	9.7	7.3	8.6	\$2,150	203	6	7		
Trax 4WD	US	1.4	4	AS6	X	10.0	8.0	9.1	\$2,275	214	5	5		
Trax 4WD (SIDI)	US	1.4	4	AS6	X	10.2	7.7	9.1	\$2,275	214	5	7		
<b>Dodge</b>														
Durango AWD	UL	3.6	6	A8	X	12.7	9.6	11.3	\$2,825	265	4	7		
Durango AWD	UL	5.7	8	A8	X	16.7	10.9	14.1	\$3,525	331	3	5		
Durango AWD SRT	UL	6.4	8	A8	Z	18.3	12.2	15.6	\$4,368	363	2	1		
Durango AWD SRT Hellcat	UL	6.2	8	A8	Z	20.5	13.8	17.4	\$4,872	410	1	1		


D	SPORT UTILITY VEHICLES												
	MAKE MODEL	CLASS	ENGINE SIZE (L)	CYLINDERS	TRANSMISSION	FUEL TYPE	CONSUMPTION (L/100 km)			\$ PER YEAR	CO <sub>2</sub> EMISSIONS (g/km)	CO <sub>2</sub> RATING	SMOG RATING
							CITY	HIGHWAY	COMBINED				
<b>FIAT</b>													
500X AWD	US	1.3	4	A9	X	10.0	7.9	9.1	\$2,275	221	5	6	
<b>Ford</b>													
Bronco 4WD	US	2.3	4	AS10	X	11.7	10.7	11.2	\$2,800	264	4	5	
Bronco 4WD	US	2.3	4	M7	X	11.6	10.9	11.3	\$2,825	265	4	5	
Bronco 4WD	US	2.7	6	AS10	X	12.8	11.6	12.2	\$3,050	287	3	6	
Bronco Badlands 4WD	US	2.3	4	AS10	X	13.5	13.7	13.6	\$3,400	318	3	5	
Bronco Badlands 4WD	US	2.3	4	M7	X	14.7	13.3	14.1	\$3,525	330	3	5	
Bronco Badlands 4WD	US	2.7	6	AS10	X	13.7	13.1	13.4	\$3,350	315	3	6	
Bronco Black Diamond 4WD	US	2.3	4	AS10	X	13.1	13.1	13.1	\$3,275	308	3	5	
Bronco Black Diamond 4WD	US	2.3	4	M7	X	13.8	12.4	13.2	\$3,300	310	3	5	
Bronco Sasquatch 4WD	US	2.3	4	AS10	X	13.1	13.1	13.1	\$3,275	308	3	5	
Bronco Sasquatch 4WD	US	2.7	6	AS10	X	14.0	13.9	13.9	\$3,475	327	3	6	
Bronco Sport 4WD	US	1.5	3	A8	X	9.3	8.3	8.9	\$2,225	209	5	7	
Bronco Sport 4WD	US	2.0	4	AS8	X	11.1	8.9	10.1	\$2,525	238	5	5	
EcoSport	US	1.0	3	AS6	X	8.6	8.1	8.4	\$2,100	197	6	5	
EcoSport AWD	US	2.0	4	AS6	X	10.2	8.0	9.2	\$2,300	217	5	5	
Edge	US	2.0	4	A8	X	11.2	8.1	9.8	\$2,450	229	5	5	
Edge AWD	US	2.0	4	A8	X	11.5	8.3	10.0	\$2,500	236	5	5	
Edge AWD	US	2.0	4	AS8	X	11.5	8.3	10.1	\$2,525	237	5	5	
Edge AWD	US	2.7	6	AS8	X	12.6	9.3	11.1	\$2,775	262	4	5	
Escape	US	1.5	3	A8	X	8.5	6.8	7.8	\$1,950	182	6	7	
Escape AWD	US	1.5	3	A8	X	9.0	7.6	8.4	\$2,100	198	6	7	
Escape AWD	US	2.0	4	A8	X	10.4	7.5	9.1	\$2,275	213	5	5	
Escape Hybrid	US	2.5	4	AV	X	5.4	6.3	5.8	\$1,450	136	8	7	
Escape Hybrid AWD	US	2.5	4	AV	X	5.5	6.4	5.9	\$1,475	139	8	7	
Expedition 4X4	UL	3.5	6	AS10	X	14.1	10.7	12.6	\$3,150	295	3	5	
Expedition MAX 4X4	UL	3.5	6	AS10	X	14.7	11.2	13.1	\$3,275	308	3	5	
Explorer AWD	UL	2.3	4	A10	X	11.7	8.6	10.3	\$2,575	242	5	5	
Explorer AWD	UL	2.3	4	AS10	X	11.7	8.6	10.3	\$2,575	242	5	5	
Explorer AWD	UL	3.0	6	AS10	X	13.4	9.8	11.8	\$2,950	277	4	5	
Explorer Timberline AWD	UL	2.3	4	AS10	X	12.2	10.4	11.4	\$2,850	268	4	5	
Explorer Hybrid AWD	UL	3.3	6	AS10	X	10.1	9.0	9.6	\$2,400	225	5	5	
<b>Genesis</b>													
GV80 AWD	UL	2.5	4	AS8	Z	11.3	9.5	10.5	\$2,940	248	4	5	
GV80 AWD	UL	3.5	6	AS8	Z	12.9	10.4	11.8	\$3,304	279	4	5	


D	SPORT UTILITY VEHICLES												
	MAKE MODEL	CLASS	ENGINE SIZE (L)	CYLINDERS	TRANSMISSION	FUEL TYPE	CONSUMPTION (L/100 km)			\$ PER YEAR	CO <sub>2</sub> EMISSIONS (g/km)	CO <sub>2</sub> RATING	SMOG RATING
							CITY	HIGHWAY	COMBINED				
<b>GMC</b>													
Acadia	UL	2.0	4	A9	X	10.6	8.0	9.4	\$2,350	221	5	7	
Acadia	UL	2.5	4	A9	X	11.3	8.9	10.2	\$2,550	238	5	5	
Acadia	UL	3.6	6	A9	X	12.2	8.8	10.7	\$2,675	250	4	6	
Acadia AWD	UL	2.0	4	A9	X	10.6	8.7	9.7	\$2,425	227	5	7	
Acadia AWD	UL	3.6	6	A9	X	12.5	9.0	10.9	\$2,725	256	4	6	
Terrain	US	1.5	4	A9	X	9.2	7.8	8.6	\$2,150	201	6	7	
Terrain AWD	US	1.5	4	A9	X	9.6	8.3	9.0	\$2,250	211	5	7	
Yukon	UL	3.0	6	A10	D	11.3	8.6	10.1	\$2,424	272	4	3	
Yukon	UL	5.3	8	A10	X	14.3	11.8	13.2	\$3,300	309	3	5	
Yukon (Without Stop-Start)	UL	5.3	8	A10	X	15.3	12.0	13.8	\$3,450	325	3	5	
Yukon 4WD	UL	3.0	6	A10	D	12.0	8.9	10.6	\$2,544	277	4	3	
Yukon 4WD	UL	5.3	8	A10	X	14.8	11.8	13.5	\$3,375	317	3	5	
Yukon 4WD (Without Stop-Start)	UL	5.3	8	A10	X	15.5	12.0	13.9	\$3,475	327	3	5	
Yukon 4WD	UL	6.2	8	A10	Z	16.8	12.4	14.8	\$4,144	347	2	3	
Yukon 4WD (Without Stop-Start)	UL	6.2	8	A10	Z	17.5	12.6	15.3	\$4,284	357	2	3	
Yukon XL	UL	3.0	6	A10	D	11.3	8.6	10.1	\$2,424	272	4	3	
Yukon XL	UL	5.3	8	A10	X	14.3	11.8	13.2	\$3,300	309	3	5	
Yukon XL (Without Stop-Start)	UL	5.3	8	A10	X	15.3	12.0	13.8	\$3,450	325	3	5	
Yukon XL 4WD	UL	3.0	6	A10	D	12.0	8.9	10.6	\$2,544	277	4	3	
Yukon XL 4WD	UL	5.3	8	A10	X	15.3	12.4	14.0	\$3,500	328	3	5	
Yukon XL 4WD (Without Stop-Start)	UL	5.3	8	A10	X	16.0	12.6	14.5	\$3,625	341	2	5	
Yukon XL 4WD	UL	6.2	8	A10	Z	16.8	12.4	14.8	\$4,144	347	2	3	
Yukon XL 4WD (Without Stop-Start)	UL	6.2	8	A10	Z	17.5	12.6	15.3	\$4,284	357	2	3	
<b>Honda</b>													
CR-V	US	1.5	4	AV	X	8.3	7.0	7.7	\$1,925	180	7	5	
CR-V AWD	US	1.5	4	AV	X	8.7	7.4	8.1	\$2,025	189	6	5	
Passport AWD	US	3.5	6	AS9	X	12.5	9.8	11.3	\$2,825	265	4	3	
Pilot AWD	US	3.5	6	AS9	X	12.4	9.3	11.0	\$2,750	256	4	3	
<b>Hyundai</b>													
Kona	US	2.0	4	AS6	X	8.6	7.0	7.9	\$1,975	187	6	5	
Kona AWD	US	1.6	4	AM7	X	9.0	8.0	8.6	\$2,150	201	6	5	
Kona AWD	US	2.0	4	AS6	X	9.2	7.8	8.6	\$2,150	202	6	5	
Palisade	UL	3.8	6	AS8	X	11.9	8.8	10.5	\$2,625	250	4	5	
Palisade AWD	UL	3.8	6	AS8	X	12.3	9.6	11.1	\$2,775	265	4	5	


D		SPORT UTILITY VEHICLES												
		MAKE MODEL	CLASS	ENGINE SIZE (L)	CYLINDERS	TRANSMISSION	FUEL TYPE	CONSUMPTION (L/100 km)			\$ PER YEAR	CO <sub>2</sub> EMISSIONS (g/km)	CO <sub>2</sub> RATING	SMOG RATING
								CITY	HIGHWAY	COMBINED				
Santa Fe	US	2.5	4	AS8	X	9.6	8.5	9.1	\$2,275	214	5	7		
Santa Fe AWD	US	2.5	4	AM8	X	11.0	8.5	9.9	\$2,475	233	5	5		
Santa Fe AWD	US	2.5	4	AS8	X	10.6	9.3	10.0	\$2,500	235	5	7		
Santa Fe Hybrid	US	1.6	4	AM6	X	7.1	7.9	7.4	\$1,850	176	7	7		
Tucson	US	2.0	4	AS6	X	10.0	7.9	9.1	\$2,275	216	5	5		
Tucson AWD	US	2.0	4	AS6	X	10.8	9.2	10.1	\$2,525	239	5	5		
Tucson AWD	US	2.4	4	AS6	X	11.0	9.1	10.1	\$2,525	241	5	5		
<b>Infiniti</b>														
QX50 AWD	US	2.0	4	AV8	Z	10.8	8.3	9.7	\$2,716	229	5	6		
QX80 4WD	UL	5.6	8	AS7	Z	17.6	12.2	15.1	\$4,228	356	2	3		
<b>Jeep</b>														
Cherokee	US	2.0	4	A9	X	10.4	7.6	9.1	\$2,275	214	5	5		
Cherokee	US	2.4	4	A9	X	10.8	7.5	9.3	\$2,325	219	5	6		
Cherokee	US	3.2	6	A9	X	11.9	8.2	10.2	\$2,550	240	5	5		
Cherokee 4X4 Active Drive I	US	2.0	4	A9	X	11.2	8.0	9.8	\$2,450	229	5	5		
Cherokee 4X4 Active Drive I	US	2.4	4	A9	X	11.2	8.0	9.8	\$2,450	230	5	6		
Cherokee 4X4 Active Drive I	US	3.2	6	A9	X	12.2	8.6	10.6	\$2,650	249	4	5		
Cherokee 4X4 Active Drive II	US	2.0	4	A9	X	11.5	8.6	10.2	\$2,550	240	5	5		
Cherokee 4X4 Active Drive II	US	3.2	6	A9	X	12.8	9.0	11.1	\$2,775	259	4	5		
Cherokee 4X4 Active Drive Lock	US	3.2	6	A9	X	12.9	9.7	11.5	\$2,875	268	4	5		
Compass	US	2.4	4	A6	X	10.6	7.6	9.3	\$2,325	218	5	6		
Compass 4X4	US	2.4	4	A9	X	10.8	7.8	9.5	\$2,375	222	5	6		
Grand Cherokee 4X4	UL	3.6	6	A8	X	12.7	9.6	11.3	\$2,825	265	4	7		
Grand Cherokee 4X4	UL	5.7	8	A8	X	16.7	10.9	14.1	\$3,525	331	3	3		
Grand Cherokee 4X4 SRT	UL	6.4	8	A8	Z	18.3	12.6	15.7	\$4,396	368	2	1		
Grand Cherokee 4X4 Trackhawk	UL	6.2	8	A8	Z	20.9	13.8	17.7	\$4,956	413	1	1		
Grand Cherokee L 4X4	UL	3.6	6	A8	X	13.0	9.4	11.3	\$2,825	266	4	7		
Renegade	US	1.3	4	A9	X	9.8	7.4	8.7	\$2,175	204	6	6		
Renegade	US	2.4	4	A9	X	10.8	7.8	9.5	\$2,375	222	5	6		
Renegade 4X4	US	1.3	4	A9	X	10.1	8.1	9.2	\$2,300	222	5	6		
Renegade 4X4 Trailhawk	US	1.3	4	A9	X	10.8	8.7	9.9	\$2,475	231	5	6		
Renegade 4X4	US	2.4	4	A9	X	11.2	8.2	9.8	\$2,450	230	5	6		
Wrangler JL 4X4	US	2.0	4	A8	X	10.7	9.8	10.3	\$2,575	241	5	5		
Wrangler JL 4X4 eTorque	US	3.6	6	A8	X	12.0	9.8	11.0	\$2,750	258	4	5		
Wrangler JL 4X4	US	3.6	6	M6	X	13.7	9.6	11.8	\$2,950	277	4	7		
Wrangler JL Unlimited 4X4	US	2.0	4	A8	X	11.5	9.9	10.8	\$2,700	251	4	5		



D	SPORT UTILITY VEHICLES												
	MAKE MODEL	CLASS	ENGINE SIZE (L)	CYLINDERS	TRANSMISSION	FUEL TYPE	CONSUMPTION (L/100 km)			\$ PER YEAR	CO <sub>2</sub> EMISSIONS (g/km)	CO <sub>2</sub> RATING	SMOG RATING
							CITY	HIGHWAY	COMBINED				
Jeep													
Wrangler JL Unlimited 4X4 EcoDiesel	US	3.0	6	A8	D	10.6	8.1	9.5	\$2,280	255	4	1	
Wrangler JL Unlimited 4X4 Rubicon EcoDiesel	US	3.0	6	A8	D	11.2	9.0	10.2	\$2,448	275	4	1	
Wrangler JL Unlimited 4X4 eTorque	US	3.6	6	A8	X	12.3	9.9	11.2	\$2,800	262	4	5	
Wrangler JL Unlimited 4X4	US	3.6	6	M6	X	13.8	10.1	12.2	\$3,050	285	3	7	
Kia													
Seltos	US	2.0	4	AV8	X	8.2	7.1	7.7	\$1,925	182	6	5	
Seltos AWD	US	1.6	4	AM7	X	9.4	7.9	8.7	\$2,175	205	6	5	
Seltos AWD	US	2.0	4	AV8	X	8.8	7.6	8.2	\$2,050	195	6	5	
Sorento AWD	US	2.5	4	AM8	X	11.1	8.4	9.9	\$2,475	233	5	5	
Sorento AWD	US	2.5	4	AS8	X	10.1	9.2	9.7	\$2,425	227	5	5	
Sportage	US	2.4	4	AS6	X	10.1	7.6	9.0	\$2,250	214	5	5	
Sportage AWD	US	2.0	4	AS6	X	12.1	9.6	11.0	\$2,750	261	4	5	
Sportage AWD	US	2.4	4	AS6	X	10.7	9.0	10.0	\$2,500	237	5	5	
Telluride AWD	US	3.8	6	AS8	X	12.6	9.7	11.3	\$2,825	265	4	5	
Lamborghini													
Urus	UL	4.0	8	AS8	Z	19.2	14.1	16.9	\$4,732	384	1	3	
Lexus													
GX 460	UL	4.6	8	AS6	Z	16.2	12.3	14.5	\$4,060	337	2	3	
LX 570	UL	5.7	8	AS8	Z	19.2	14.3	16.9	\$4,732	395	1	3	
NX 300 AWD	US	2.0	4	AS6	Z	10.7	8.5	9.7	\$2,716	226	5	3	
NX 300 AWD F SPORT	US	2.0	4	AS6	Z	10.8	8.9	9.9	\$2,772	232	5	3	
NX 300h AWD	US	2.5	4	AV6	X	7.2	7.9	7.5	\$1,875	175	7	7	
RX 350 AWD	US	3.5	6	AS8	X	12.2	9.0	10.8	\$2,700	252	4	5	
RX 350 L AWD	US	3.5	6	AS8	X	13.1	9.4	11.1	\$2,775	268	4	5	
RX 450h AWD	UL	3.5	6	AV6	Z	7.5	8.4	7.9	\$2,212	185	6	7	
RX 450h L AWD	UL	3.5	6	AV6	Z	8.1	8.4	8.1	\$2,268	190	6	7	
Lincoln													
Aviator AWD	UL	3.0	6	AS10	X	13.7	9.7	11.9	\$2,975	280	4	5	
Corsair AWD	US	2.0	4	AS8	X	11.1	8.1	9.8	\$2,450	229	5	5	
Corsair AWD	US	2.3	4	AS8	X	11.1	8.3	9.9	\$2,475	232	5	5	
Nautilus AWD	US	2.0	4	A8	X	12.0	9.6	10.7	\$2,675	252	4	5	
Nautilus AWD	US	2.0	4	AS8	X	12.0	9.6	10.7	\$2,675	252	4	5	
Nautilus AWD	US	2.7	6	AS8	X	12.6	9.3	11.1	\$2,775	262	4	5	
Navigator 4X4	UL	3.5	6	AS10	X	15.0	11.5	13.5	\$3,375	316	3	5	

D		SPORT UTILITY VEHICLES												
		MAKE MODEL	CLASS	ENGINE SIZE (L)	CYLINDERS	TRANSMISSION	FUEL TYPE	CONSUMPTION (L/100 km)			\$ PER YEAR	CO <sub>2</sub> EMISSIONS (g/km)	CO <sub>2</sub> RATING	SMOG RATING
								CITY	HIGHWAY	COMBINED				
<b>Maserati</b>														
Levante	UL	3.0	6	AS8	Z	15.1	10.9	13.2	\$3,696	308	3	3		
Levante S	UL	3.0	6	AS8	Z	15.1	10.9	13.2	\$3,696	308	3	3		
Levante GTS	UL	3.8	8	AS8	Z	17.4	12.0	15.0	\$4,200	349	2	1		
Levante Trofeo	UL	3.8	8	AS8	Z	17.4	12.0	15.0	\$4,200	349	2	1		
<b>Mazda</b>														
CX-30	US	2.0	4	AS6	X	8.9	7.1	8.1	\$2,025	189	6	7		
CX-30	US	2.5	4	AS6	X	9.3	7.1	8.3	\$2,075	194	6	7		
CX-30 4WD	US	2.0	4	AS6	X	9.4	7.7	8.6	\$2,150	202	6	7		
CX-30 4WD	US	2.5	4	AS6	X	9.9	7.7	8.9	\$2,225	208	6	7		
CX-30 Turbo 4WD	US	2.5	4	AS6	X	10.5	7.9	9.3	\$2,325	220	5	3		
CX-5	US	2.5	4	AS6	X	9.7	7.8	8.8	\$2,200	206	6	7		
CX-5 (Cylinder Deactivation)	US	2.5	4	AS6	X	9.3	7.6	8.5	\$2,125	201	6	7		
CX-5 4WD	US	2.5	4	AS6	X	10.2	8.2	9.3	\$2,325	217	5	7		
CX-5 4WD (Cylinder Deactivation)	US	2.5	4	AS6	X	9.8	7.9	9.0	\$2,250	208	6	7		
CX-5 Turbo 4WD	US	2.5	4	AS6	X	10.8	8.7	9.8	\$2,450	230	5	5		
CX-9 4WD	US	2.5	4	AS6	X	11.6	9.1	10.5	\$2,625	244	5	5		
<b>Mercedes-Benz</b>														
AMG G 63 SUV	UL	4.0	8	A9	Z	18.6	15.5	17.2	\$4,816	396	1	3		
AMG GLA 35 4MATIC SUV	US	2.0	4	AM8	Z	10.4	8.1	9.4	\$2,632	219	5	5		
AMG GLA 45 4MATIC SUV	US	2.0	4	AM8	Z	11.6	8.8	10.4	\$2,912	243	5	3		
AMG GLB 35 SUV	US	2.0	4	AM8	Z	11.1	8.9	10.1	\$2,828	237	5	5		
AMG GLC 43 4MATIC SUV	US	3.0	6	A9	Z	13.1	9.6	11.6	\$3,248	272	4	5		
AMG GLC 43 4MATIC Coupe	US	3.0	6	A9	Z	13.5	9.6	11.7	\$3,276	277	4	5		
AMG GLC 63 S 4MATIC+ SUV	US	4.0	8	A9	Z	15.7	10.9	13.5	\$3,780	319	3	5		
AMG GLC 63 S 4MATIC+ Coupe	US	4.0	8	A9	Z	15.2	10.8	13.2	\$3,696	311	3	5		
AMG GLE 53 4MATIC+ SUV	UL	3.0	6	A9	Z	13.2	10.8	12.1	\$3,388	285	3	6		
AMG GLE 53 4MATIC+ Coupe	UL	3.0	6	A9	Z	12.7	10.4	11.7	\$3,276	273	4	6		
AMG GLE 63 S 4MATIC+ SUV	UL	4.0	8	A9	Z	16.2	12.5	14.5	\$4,060	340	2	3		
AMG GLE 63 S 4MATIC+ Coupe	UL	4.0	8	A9	Z	16.3	12.8	14.7	\$4,116	347	2	3		
AMG GLS 63 4MATIC+ SUV	UL	4.0	8	A9	Z	16.3	12.9	14.8	\$4,144	347	2	3		
G 550 SUV	UL	4.0	8	A9	Z	13.6	12.4	13.1	\$3,668	307	3	3		
GLA 250 4MATIC SUV	US	2.0	4	AM8	Z	9.8	7.2	8.7	\$2,436	203	6	5		
GLB 250 4MATIC SUV	US	2.0	4	AM8	Z	10.3	7.8	9.2	\$2,576	216	5	5		
GLC 300 4MATIC SUV	US	2.0	4	A9	Z	11.3	8.5	10.0	\$2,800	235	5	6		
GLC 300 4MATIC Coupe	US	2.0	4	A9	Z	10.6	8.4	9.6	\$2,688	226	5	6		
GLE 350 4MATIC SUV	UL	2.0	4	A9	Z	12.4	9.0	10.8	\$3,024	254	4	5		

D													
	SPORT UTILITY VEHICLES												
	MAKE MODEL	CLASS	ENGINE SIZE (L)	CYLINDERS	TRANSMISSION	FUEL TYPE	CONSUMPTION (L/100 km)			\$ PER YEAR	CO <sub>2</sub> EMISSIONS (g/km)	CO <sub>2</sub> RATING	SMOG RATING
CITY							HIGHWAY	COMBINED					
	GLE 450 4MATIC SUV	UL	3.0	6	A9	Z	11.4	9.2	10.4	\$2,912	244	5	6
	GLS 450 4MATIC SUV	UL	3.0	6	A9	Z	12.0	9.8	11.0	\$3,080	257	4	6
	GLS 580 4MATIC SUV	UL	4.0	8	A9	Z	14.5	11.2	13.0	\$3,640	305	3	5
	Maybach GLS 600 4MATIC SUV	UL	4.0	8	A9	Z	16.6	12.5	14.8	\$4,144	346	2	3
	<b>Mitsubishi</b>												
	RVR	US	2.0	4	AV6	X	9.7	7.8	8.8	\$2,200	206	6	5
	RVR 4WD	US	2.0	4	AV6	X	10.1	8.2	9.2	\$2,300	213	5	5
	RVR 4WD	US	2.4	4	AV6	X	10.3	8.3	9.4	\$2,350	218	5	5
	<b>Nissan</b>												
	Armada 4WD	UL	5.6	8	AS7	Z	17.5	12.9	15.4	\$4,312	362	2	3
	Rogue	US	2.5	4	AV8	X	8.9	7.0	8.1	\$2,025	189	6	7
	Rogue AWD	US	2.5	4	AV8	X	9.2	7.2	8.3	\$2,075	195	6	7
	<b>Porsche</b>												
	Cayenne	UL	3.0	6	AS8	Z	12.5	10.3	11.5	\$3,220	269	4	5
	Cayenne Coupe	UL	3.0	6	AS8	Z	12.7	10.3	11.6	\$3,248	271	4	5
	Cayenne GTS	UL	4.0	8	AS8	Z	15.8	12.3	14.2	\$3,976	331	3	3
	Cayenne GTS Coupe	UL	4.0	8	AS8	Z	15.2	12.4	14.0	\$3,920	326	3	3
	Cayenne S	UL	2.9	6	AS8	Z	13.1	10.5	11.9	\$3,332	278	4	5
	Cayenne S Coupe	UL	2.9	6	AS8	Z	13.4	10.9	12.3	\$3,444	286	3	5
	Cayenne Turbo	UL	4.0	8	AS8	Z	15.6	12.4	14.1	\$3,948	329	3	3
	Cayenne Turbo Coupe	UL	4.0	8	AS8	Z	15.8	12.2	14.2	\$3,976	332	3	3
	Macan	US	2.0	4	AM7	Z	12.2	10.2	11.3	\$3,164	264	4	5
	Macan GTS	US	2.9	6	AM7	Z	13.5	10.5	12.2	\$3,416	285	3	5
	Macan S	US	3.0	6	AM7	Z	13.1	9.6	11.5	\$3,220	274	4	5
	Macan Turbo	US	2.9	6	AM7	Z	13.5	11.2	12.5	\$3,500	293	3	5
	<b>Subaru</b>												
	Ascent AWD	UL	2.4	4	AV8	X	11.6	9.0	10.4	\$2,600	244	5	3
	Crosstrek AWD	US	2.0	4	AV8	X	8.5	7.0	7.9	\$1,975	185	6	6
	Crosstrek AWD	US	2.0	4	M6	X	10.5	8.1	9.4	\$2,350	220	5	6
	Crosstrek AWD	US	2.5	4	AV8	X	8.8	7.0	8.0	\$2,000	188	6	6
	Forester AWD	US	2.5	4	AV7	X	9.0	7.2	8.2	\$2,050	192	6	6
	Outback AWD	US	2.4	4	AV8	X	10.1	7.9	9.1	\$2,275	213	5	3
	Outback AWD	US	2.5	4	AV8	X	9.0	7.1	8.2	\$2,050	192	6	6
	<b>Toyota</b>												
	4Runner 4WD	UL	4.0	6	AS5	X	14.8	12.5	13.8	\$3,450	321	3	5
	4Runner 4WD (Part-Time 4WD)	UL	4.0	6	AS5	X	14.8	12.5	13.8	\$3,450	321	3	5
	Highlander	US	3.5	6	AS8	X	11.9	8.3	10.3	\$2,575	240	5	5

D		SPORT UTILITY VEHICLES												
		MAKE MODEL	CLASS	ENGINE SIZE (L)	CYLINDERS	TRANSMISSION	FUEL TYPE	CONSUMPTION (L/100 km)			\$ PER YEAR	CO <sub>2</sub> EMISSIONS (g/km)	CO <sub>2</sub> RATING	SMOG RATING
								CITY	HIGHWAY	COMBINED				
<b>Highlander AWD</b>														
	US	3.5	6	AS8	X	11.8	8.6	10.3	\$2,575	241	5	5		
<b>Highlander Hybrid AWD</b>														
	UL	2.5	4	AV	X	6.7	6.8	6.7	\$1,675	158	7	7		
<b>Highlander Hybrid AWD Limited/Platinum</b>														
	UL	2.5	4	AV	X	6.6	6.8	6.7	\$1,675	156	7	7		
<b>RAV4</b>														
	US	2.5	4	AS8	X	8.8	6.8	7.9	\$1,975	184	6	6		
<b>RAV4 (Stop/Start)</b>														
	US	2.5	4	AS8	X	8.5	6.8	7.7	\$1,925	180	7	6		
<b>RAV4 AWD</b>														
	US	2.5	4	AS8	X	9.4	7.1	8.4	\$2,100	195	6	6		
<b>RAV4 AWD (Stop/Start)</b>														
	US	2.5	4	AS8	X	8.8	7.1	8.0	\$2,000	187	6	6		
<b>RAV4 AWD LE</b>														
	US	2.5	4	AS8	X	8.7	6.9	7.9	\$1,975	184	6	6		
<b>RAV4 AWD TRD Off-Road</b>														
	US	2.5	4	AS8	X	9.5	7.4	8.5	\$2,125	200	6	6		
<b>RAV4 Hybrid AWD</b>														
	US	2.5	4	AV	X	5.8	6.3	6.0	\$1,500	140	8	7		
<b>Sequoia 4WD</b>														
	UL	5.7	8	AS6	X	18.5	13.9	16.4	\$4,100	384	1	5		
<b>Venza AWD</b>														
	US	2.5	4	AV	X	5.9	6.4	6.1	\$1,525	141	8	7		
<b>Volkswagen</b>														
<b>Atlas 4MOTION</b>														
	US	2.0	4	AS8	X	11.7	9.9	10.9	\$2,725	256	4	3		
<b>Atlas 4MOTION</b>														
	UL	3.6	6	AS8	X	14.6	10.9	12.9	\$3,225	301	3	5		
<b>Atlas Cross Sport 4MOTION</b>														
	US	2.0	4	AS8	X	11.7	10.0	10.9	\$2,725	257	4	3		
<b>Atlas Cross Sport 4MOTION</b>														
	US	3.6	6	AS8	X	13.8	10.4	12.3	\$3,075	289	3	5		
<b>Tiguan</b>														
	US	2.0	4	AS8	X	10.4	8.1	9.4	\$2,350	219	5	7		
<b>Tiguan 4MOTION</b>														
	US	2.0	4	AS8	X	11.0	8.6	9.9	\$2,475	232	5	7		
<b>Volvo</b>														
<b>XC40 T4 AWD</b>														
	US	2.0	4	AS8	X	10.7	7.6	9.3	\$2,325	217	5	5		
<b>XC40 T5 AWD</b>														
	US	2.0	4	AS8	Z	10.7	7.7	9.4	\$2,632	219	5	5		
<b>XC60 T5 AWD</b>														
	US	2.0	4	AS8	Z	11.1	8.3	9.9	\$2,772	230	5	5		
<b>XC60 T6 AWD</b>														
	US	2.0	4	AS8	Z	11.7	8.6	10.3	\$2,884	240	5	7		
<b>XC90 T5 AWD</b>														
	UL	2.0	4	AS8	Z	11.5	8.4	10.1	\$2,828	236	5	5		
<b>XC90 T6 AWD</b>														
	UL	2.0	4	AS8	Z	12.1	8.5	10.5	\$2,940	245	5	7		




## Plug-in hybrid electric vehicles



Plug-in hybrid electric vehicles (PHEVs) are hybrids with high-capacity batteries that can be recharged by plugging them in. PHEVs do not have to be plugged in, but will be more fuel-efficient and have a longer driving range if they are.

### Two types of PHEVs



In **series PHEVs**, an internal combustion engine generates electricity only. An electric motor drives the vehicle. Series PHEVs can run in electric-only mode until the battery needs to be recharged. The engine will then generate the electricity needed to power the electric motor. When operating in electric-only mode, series PHEVs produce no tailpipe emissions.

In **blended PHEVs**, an internal combustion engine and an electric motor are connected to the wheels, and both drive the vehicle under most conditions. The PHEV may operate in electric-only mode at lower speeds.

   <b>PLUG-IN HYBRID ELECTRIC VEHICLES</b>														
MAKE MODEL	CLASS	MOTOR (kW)	ENGINE SIZE (L)	CYLINDERS	TRANSMISSION	FUEL TYPE	CONSUMPTION		RANGE (km)	\$ PER YEAR	CO <sub>2</sub> EMISSIONS (g/km)	CO <sub>2</sub> RATING	SMOG RATING	RECHARGE TIME (h)
							COMBINED L <sub>e</sub> /100 km CITY / HIGHWAY / COMBINED L/100 km							
<b>Audi</b>														
A7 Sportback 55 TFSI e quattro	M	105	2.0	4	AM7	B/Z	3.5 ([28.7 kWh + 0.2 L]/100 km)		39	\$1,467	87	10	7	2.4
						Z	8.9 / 7.0 / 8.1		668					-
A8 L Sedan 60 TFSI e quattro	L	100	3.0	6	AS8	B/Z*	4.4 ([39.2 kWh + 0.0 L]/100 km)		29	\$2,038	132	8	3	2.4
						Z	11.3 / 9.1 / 10.3		639					-
Q5 55 TFSI e quattro	US	105	2.0	4	AM7	B/Z	4.7 ([27.5 kWh + 1.5 L]/100 km)		31	\$1,727	103	10	7	2.4
						Z	9.3 / 8.2 / 8.8		608					-
<b>Bentley</b>														
Bentayga Hybrid	UL	100	3.0	6	AS8	B/Z*	5.1 ([45.5 kWh + 0.0 L]/100 km)		29	\$2,436	159	7	3	3
						Z	13.9 / 11.2 / 12.7		599					-
<b>BMW</b>														
330e	C	83	2.0	4	AS8	B/Z*	3.1 ([27.8 kWh + 0.0 L]/100 km)		37	\$1,541	100	10	3	3
						Z	9.4 / 7.2 / 8.4		486					-
330e xDrive	C	83	2.0	4	AS8	B/Z*	3.5 ([31.5 kWh + 0.0 L]/100 km)		32	\$1,802	119	9	3	3
						Z	10.7 / 7.9 / 9.4		436					-
530e	M	83	2.0	4	AS8	B/Z	3.7 ([30.3 kWh + 0.2 L]/100 km)		34	\$1,703	111	9	7	3
						Z	9.6 / 8.0 / 8.9		520					-
530e xDrive	M	83	2.0	4	AS8	B/Z*	3.8 ([32.9 kWh + 0.0 L]/100 km)		31	\$1,864	126	9	7	3
						Z	10.5 / 8.4 / 9.5		486					-
745Le xDrive	L	83	3.0	6	AS8	B/Z*	4.2 ([37.4 kWh + 0.0 L]/100 km)		27	\$2,212	152	8	3	3
						Z	12.2 / 9.1 / 10.8		435					-
X3 xDrive30e	US	80	2.0	4	AS8	B/Z*	3.9 ([34.9 kWh + 0.0 L]/100 km)		29	\$1,988	127	9	7	3
						Z	11.0 / 8.6 / 9.9		512					-
X5 xDrive45e	UL	83	3.0	6	AS8	B/Z	4.7 ([38.8 kWh + 0.3 L]/100 km)		50	\$1,939	111	9	7	5
						Z	12.2 / 10.6 / 11.5		600					-
<b>Chrysler</b>														
Pacifica Hybrid	V	89	3.6	6	AV	B/X*	2.9 ([25.8 kWh + 0.0 L]/100 km)		51	\$1,187	74	10	7	2
						X	8.0 / 7.9 / 8.0		784					-
<b>Ford</b>														
Escape Plug-in Hybrid	US	62	2.5	4	AV	B/X*	2.2 ([20.2 kWh + 0.0 L]/100 km)		60	\$845	48	10	7	3.3
						X	5.5 / 6.2 / 5.8		784					-
<b>Honda</b>														
Clarity Plug-in Hybrid	M	135	1.5	4	AV	B/X*	2.1 ([19.0 kWh + 0.0 L]/ 100 km)		77	\$746	36	10	8	2.5
						X	5.3 / 5.9 / 5.6		475					-

E  		PLUG-IN HYBRID ELECTRIC VEHICLES												
MAKE MODEL	CLASS	MOTOR (kW)	ENGINE SIZE (L)	CYLINDERS	TRANSMISSION	FUEL TYPE	CONSUMPTION		RANGE (km)	\$ PER YEAR	CO <sub>2</sub> EMISSIONS (g/km)	CO <sub>2</sub> RATING	SMOG RATING	RECHARGE TIME (h)
							COMBINED L <sub>e</sub> /100 km CITY / HIGHWAY / COMBINED L/100 km							
<b>Hyundai</b>														
IONIQ Plug-in Hybrid	M	45	1.6	4	AM6	B/X*	2.0 ([17.4 kWh + 0.0 L]/100 km)		47	\$733	46	10	7	2.3
						X	4.5 / 4.6 / 4.5		954					-
<b>Jeep</b>														
Wrangler 4xe	US	100	2.0	4	A8	B/X*	4.8 ([42.2 kWh + 0.0 L]/100 km)		35	\$2,038	143	8	5	2.4
						X	11.6 / 11.9 / 11.7		557					-
<b>Karma</b>														
GS-6 (21" Wheels)	S	400	1.5	3	A1	B	3.4 (29.9 kWh/100 km)		98	\$1,131	44	10	7	6.25
						Z	8.8 / 9.5 / 9.1		428					-
GS-6 (22" Wheels)	S	400	1.5	3	A1	B	3.8 (33.7 kWh/100 km)		87	\$1,380	60	10	7	6.25
						Z	10.7 / 11.0 / 10.8		360					-
Revero GT (21" Wheels)	S	400	1.5	3	A1	B	3.4 (29.9 kWh/100 km)		98	\$1,131	44	10	7	6.25
						Z	8.8 / 9.5 / 9.1		428					-
Revero GT (22" Wheels)	S	400	1.5	3	A1	B	3.8 (33.7 kWh/100 km)		87	\$1,380	60	10	7	6.25
						Z	10.7 / 11.0 / 10.8		360					-
<b>Kia</b>														
Niro Plug-in Hybrid	WS	45	1.6	4	AM6	B/X*	2.2 ([19.7 kWh + 0.0 L]/100 km)		42	\$858	56	10	7	2.25
						X	4.9 / 5.3 / 5.1		853					-
<b>Lincoln</b>														
Aviator Grand Touring	UL	62	3.0	6	AS10	B/X*	4.2 ([37.3 kWh + 0.0 L]/100 km)		34	\$1,814	130	9	7	3.5
						X	10.9 / 9.6 / 10.3		713					-
Corsair Grand Touring	US	62	2.5	4	AV	B/X*	3.0 ([26.9 kWh + 0.0 L]/100 km)		45	\$1,157	73	10	7	3.4
						X	6.9 / 7.3 / 7.1		644					-
<b>MINI</b>														
Cooper SE Countryman ALL4	M	65	1.5	3	AS6	B/Z*	3.2 ([28.4 kWh + 0.0 L]/100 km)		29	\$1,591	109	9	3	3
						Z	8.1 / 7.9 / 8.0		451					-
<b>Mitsubishi</b>														
Outlander PHEV AWD	US	70	2.4	4	A1	B/X*	3.2 ([28.2 kWh + 0.0 L]/100 km)		39	\$1,479	103	10	7	4
						X	9.2 / 9.0 / 9.1		470					-
<b>Polestar</b>														
1	I	170	2.0	4	AS8	B/Z*	3.9 ([35.4 kWh + 0.0 L]/100 km)		84	\$1,330	54	10	5	9
						Z	10.5 / 7.6 / 9.2		671					-
<b>Porsche</b>														
Cayenne E-Hybrid	UL	99	3.0	6	AS8	B/Z*	5.1 ([44.9 kWh + 0.0 L]/100 km)		27	\$2,361	160	7	5	3
						Z	11.8 / 10.6 / 11.3		666					-
Cayenne Turbo S E-Hybrid	UL	99	4.0	8	AS8	B/Z*	5.6 ([51.2 kWh + 0.0 L]/100 km)		24	\$2,809	199	6	3	3
						Z	13.8 / 12.1 / 13.0		578					-
Panamera 4 E-Hybrid	L	70	2.9	6	AM8	B/Z*	4.5 ([39.6 kWh + 0.0 L]/100 km)		31	\$2,150	144	8	5	3
						Z	11.4 / 10.0 / 10.8		745					-
Panamera Turbo S E-Hybrid	L	70	4.0	8	AM8	B/Z*	4.9 ([43.8 kWh + 0.0 L]/100 km)		27	\$2,473	171	7	3	3
						Z	13.2 / 10.8 / 12.1		665					-
<b>Subaru</b>														
Crosstrek Hybrid AWD	US	100	2.0	4	AV	B/X*	2.6 ([23.5 kWh + 0.0 L]/100 km)		27	\$1,230	94	10	6	2
						X	6.6 / 6.8 / 6.7		747					-



<b>E</b>  		<b>PLUG-IN HYBRID ELECTRIC VEHICLES</b>												
MAKE MODEL	CLASS	MOTOR (kW)	ENGINE SIZE (L)	CYLINDERS	TRANSMISSION	FUEL TYPE	CONSUMPTION		RANGE (km)	\$ PER YEAR	CO <sub>2</sub> EMISSIONS (g/km)	CO <sub>2</sub> RATING	SMOG RATING	RECHARGE TIME (h)
							COMBINED L <sub>e</sub> /100 km CITY / HIGHWAY / COMBINED L/100 km							
<b>Toyota</b>														
Prius Prime	M	71	1.8	4	AV	B/X*	1.8 ([15.8 kWh + 0.0 L]/100 km)		40	\$729	49	10	7	2
						X	4.3 / 4.4 / 4.3		995					-
RAV4 Prime	US	134	2.5	4	AV	B/X*	2.5 ([22.3 kWh + 0.0 L]/100 km)		68	\$870	44	10	7	4.5
						X	5.7 / 6.4 / 6.0		911					-
<b>Volvo</b>														
S60 T8 AWD	C	65	2.0	4	AS8	B/Z*	3.2 ([29.0 kWh + 0.0 L]/100 km)		35	\$1,479	94	10	7	3
						Z	8.4 / 7.0 / 7.8		781					-
S90 T8 AWD	M	65	2.0	4	AS8	B/Z	3.7 ([31.4 kWh + 0.2 L]/100 km)		34	\$1,573	99	10	7	3
						Z	8.3 / 7.5 / 7.9		761					-
V60 T8 AWD	WS	65	2.0	4	AS8	B/Z*	3.2 ([29.0 kWh + 0.0 L]/100 km)		35	\$1,479	94	10	7	3
						Z	8.4 / 7.0 / 7.8		781					-
XC60 T8 AWD	US	65	2.0	4	AS8	B/Z*	4.0 ([36.1 kWh + 0.0 L]/100 km)		31	\$1,877	125	9	7	3
						Z	9.8 / 8.7 / 9.3		769					-
XC90 T8 AWD	UL	65	2.0	4	AS8	B/Z*	4.0 ([36.1 kWh + 0.0 L]/100 km)		29	\$1,801	120	9	7	3
						Z	9.1 / 8.4 / 8.8		813					-


L<sub>e</sub> is gasoline litre equivalent. One litre of gasoline contains the energy equivalent to 8.9 kWh of electricity.

\*In testing, this vehicle did not use any gasoline during electric mode operation. However, depending on how you drive the vehicle, you may use gasoline during electric mode operation following a full charge.

## Battery-electric vehicles

Battery-electric vehicles (BEVs) are powered by motors that draw electricity from on-board storage batteries. You plug in your BEV to recharge it.

BEVs don't produce emissions from the tailpipe. This means they can reduce greenhouse gas (GHG) emissions and other pollutants that form smog. If the source of the vehicle's electricity is clean (such as solar or hydro-electric power) the vehicle will have no overall GHG emissions.

F 	BATTERY-ELECTRIC VEHICLES																
	MAKE MODEL	CLASS	MOTOR (kW)	TRANSMISSION	FUEL TYPE	CONSUMPTION						RANGE (km)	\$ PER YEAR	CO <sub>2</sub> EMISSIONS (g/km)	CO <sub>2</sub> RATING	SMOG RATING	RECHARGE TIME (h)
						kWh/100 km			L <sub>e</sub> /100 km								
						CITY	HIGHWAY	COMBINED	CITY	HIGHWAY	COMBINED						
<b>Audi</b>																	
e-tron 55 quattro	UL	300	A1	B	26.9	27.0	27.0	3.0	3.0	3.0	357	\$702	0	10	10	10	
e-tron Sportback 55 quattro	UL	300	A1	B	27.6	27.0	27.3	3.1	3.0	3.1	351	\$710	0	10	10	10	
<b>BMW</b>																	
i3 (120 Ah)	S	125	A1	B	16.8	20.6	18.5	1.9	2.3	2.1	246	\$481	0	10	10	7	
i3s (120 Ah)	S	135	A1	B	16.8	20.6	18.5	1.9	2.3	2.1	246	\$481	0	10	10	7	
<b>Chevrolet</b>																	
Bolt EV	WS	150	A1	B	16.5	19.5	17.8	1.9	2.2	2.0	417	\$463	0	10	10	10	
<b>Ford</b>																	
Mustang Mach-E Standard Range	WS	198	A1	B	19.9	22.4	21.0	2.2	2.5	2.4	370	\$546	0	10	10	8.8	
Mustang Mach-E Standard Range AWD	WS	198	A1	B	21.0	24.5	22.6	2.4	2.7	2.5	340	\$588	0	10	10	8.5	
Mustang Mach-E Extended Range (19" Wheels)	WS	216	A1	B	20.2	23.2	21.5	2.3	2.6	2.4	483	\$559	0	10	10	10.9	
Mustang Mach-E Extended Range AWD	WS	258	A1	B	21.8	25.0	23.2	2.4	2.8	2.6	435	\$603	0	10	10	10.7	
Mustang Mach-E California Route 1	WS	216	A1	B	19.4	22.3	20.7	2.2	2.5	2.3	491	\$538	0	10	10	11.4	
<b>Hyundai</b>																	
IONIQ Electric	M	100	A1	B	14.5	17.4	15.8	1.6	1.9	1.8	274	\$411	0	10	10	5.8	
Kona Electric	US	150	A1	B	16.2	19.3	17.4	1.8	2.2	2.0	415	\$452	0	10	10	9	
<b>Kia</b>																	
Niro EV	WS	150	A1	B	17.0	20.6	18.6	1.9	2.3	2.1	385	\$484	0	10	10	9.5	
Soul EV (120 Ah)	WS	150	A1	B	15.6	20.4	17.8	1.8	2.3	2.0	248	\$463	0	10	10	6	
Soul EV (180 Ah)	WS	150	A1	B	16.9	21.0	18.7	1.9	2.4	2.1	383	\$486	0	10	10	9.5	
<b>MINI</b>																	
Cooper SE 3 Door	S	135	A1	B	18.2	20.9	19.4	2.0	2.3	2.2	177	\$504	0	10	10	4	
<b>Nissan</b>																	
LEAF (40 kWh)	M	110	A1	B	17.0	21.2	18.9	1.9	2.4	2.1	240	\$491	0	10	10	8	
LEAF S PLUS	M	160	A1	B	17.8	21.5	19.5	2.0	2.4	2.2	363	\$507	0	10	10	11	
LEAF SV/SL PLUS	M	160	A1	B	18.3	22.1	20.0	2.1	2.5	2.2	349	\$520	0	10	10	11	
<b>Polestar</b>																	
2	M	300	A1	B	21.9	23.9	22.8	2.5	2.7	2.6	375	\$593	0	10	10	8	

F	BATTERY-ELECTRIC VEHICLES																
	MAKE MODEL	CLASS	MOTOR (kW)	TRANSMISSION	FUEL TYPE	CONSUMPTION						RANGE (km)	\$ PER YEAR	CO <sub>2</sub> EMISSIONS (g/km)	CO <sub>2</sub> RATING	SMOG RATING	RECHARGE TIME (h)
						kWh/100 km			L <sub>e</sub> /100 km								
						CITY	HIGHWAY	COMBINED	CITY	HIGHWAY	COMBINED						
<b>Porsche</b>																	
Taycan 4S (Performance Battery)	C	320	A2	B	26.6	26.1	26.4	3.0	2.9	3.0	320	\$686	0	10	10	9.5	
Taycan 4S (Performance Battery Plus)	C	360	A2	B	28.0	25.8	27.3	3.1	2.9	3.0	365	\$710	0	10	10	10.5	
Taycan Turbo	C	460	A2	B	29.2	28.0	28.6	3.3	3.1	3.2	341	\$744	0	10	10	10.5	
Taycan Turbo S	C	460	A2	B	30.2	29.5	29.9	3.4	3.3	3.4	323	\$777	0	10	10	10.5	
Taycan 4 Cross Turismo	M	280	A2	B	27.5	27.2	27.4	3.1	3.1	3.1	346	\$712	0	10	10	10.5	
Taycan 4S Cross Turismo	M	360	A2	B	28.0	28.0	28.0	3.1	3.1	3.1	346	\$728	0	10	10	10.5	
Taycan Turbo Cross Turismo	M	460	A2	B	29.1	29.2	29.1	3.3	3.3	3.3	328	\$757	0	10	10	10.5	
Taycan Turbo S Cross Turismo	M	460	A2	B	28.5	28.7	28.6	3.2	3.2	3.2	325	\$744	0	10	10	10.5	
<b>Tesla</b>																	
Model 3 Standard Range	M	211	A1	B	14.5	16.0	15.2	1.6	1.8	1.7	151	\$395	0	10	10	3.7	
Model 3 Standard Range Plus	M	211	A1	B	13.9	15.7	14.8	1.6	1.8	1.7	423	\$385	0	10	10	8.5	
Model 3 Long Range AWD	M	335	A1	B	14.9	16.5	15.6	1.7	1.9	1.8	568	\$406	0	10	10	10	
Model 3 Performance	M	358	A1	B	17.8	19.6	18.6	2.0	2.2	2.1	507	\$484	0	10	10	10	
Model S Long Range	L	494	A1	B	16.9	18.3	17.5	1.9	2.1	2.0	652	\$455	0	10	10	15	
Model S Long Range Plus	L	398	A1	B	18.1	19.3	18.6	2.0	2.2	2.1	629	\$484	0	10	10	12	
Model S Performance (19" Wheels)	L	580	A1	B	18.4	19.7	19.0	2.1	2.2	2.1	623	\$494	0	10	10	12	
Model S Performance (21" Wheels)	L	580	A1	B	21.3	22.6	21.9	2.4	2.5	2.5	538	\$569	0	10	10	12	
Model S Plaid (19" Wheels)	L	750	A1	B	17.6	18.7	18.1	2.0	2.1	2.0	637	\$471	0	10	10	15	
Model S Plaid (21" Wheels)	L	750	A1	B	20.4	21.2	20.8	2.3	2.4	2.3	560	\$541	0	10	10	15	
Model X Long Range Plus	UL	398	A1	B	19.3	20.7	19.9	2.2	2.3	2.2	597	\$517	0	10	10	12	
Model X Performance (20" Wheels)	UL	580	A1	B	21.0	22.1	21.5	2.4	2.5	2.4	549	\$559	0	10	10	12	
Model X Performance (22" Wheels)	UL	580	A1	B	23.7	25.3	24.4	2.7	2.8	2.7	483	\$634	0	10	10	12	
Model Y Standard Range	US	211	A1	B	15.0	17.6	16.2	1.7	2.0	1.8	393	\$421	0	10	10	8	
Model Y Long Range AWD	US	358	A1	B	15.9	17.9	16.8	1.8	2.0	1.9	525	\$437	0	10	10	10	
Model Y Performance	US	358	A1	B	18.2	19.8	18.9	2.0	2.2	2.1	488	\$491	0	10	10	10	
<b>Volkswagen</b>																	
ID.4 Pro	US	150	A1	B	20.2	23.4	21.7	2.3	2.6	2.4	400	\$564	0	10	10	7.5	
ID.4 AWD Pro	US	220	A1	B	21.5	23.9	22.5	2.4	2.7	2.5	386	\$585	0	10	10	7.5	
<b>Volvo</b>																	
XC40 Recharge	US	300	A1	B	24.5	29.2	26.6	2.8	3.3	3.0	335	\$692	0	10	10	8	

L<sub>e</sub> is gasoline litre equivalent. One litre of gasoline contains the energy equivalent to 8.9 kWh of electricity.